

COPA CATALANA DE MINIMOTOS

Clasificado por mejor tiempo de vuelta

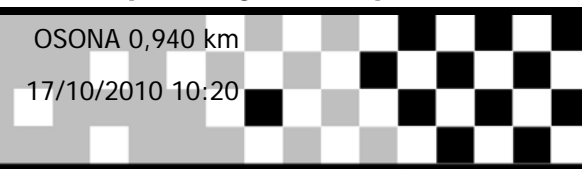
SENIOR A - B

OSONA 0,940 km

ENTRENOS

17/10/2010 10:20

Clasificación (20:00 Tiempo) iniciado a 10:20:29



Pos.	Nº	Nombre	Clase	Mejor Tm	2º Mejor	Dif. resp. 1º	Vueltas	Total Tº
1	11	SIMON GUARINO CAÑADAS	Senior A	56.438	56.538		18	19:22.888
2	47	JORDI GATELL MELLADO	Senior A	56.449	56.535	0.011	19	20:18.742
3	5	JESUS TALABAN ORTUÑO	Senior B	56.610	56.644	0.172	15	17:55.843
4	31	FRANCISCO J. SALMERON URBANO	Senior A	56.781	56.848	0.343	17	19:12.243
5	8	FRANCISCO JOSE TEJADA MELLADO	Senior A	57.263	57.351	0.825	19	20:22.210
6	94	JAVIER SAEZ PINTO	Senior B	57.304	57.503	0.866	17	19:12.197
7	28	ORIOL RODRIGUEZ LORENTE	Senior B	57.546	57.927	1.108	15	18:54.343
8	12	GUILLERMO A. MORA RIBOT	Senior A	57.696	57.931	1.258	8	9:41.689
9	26	ALBERTO GOMEZ DELGADO	Senior A	58.671	58.860	2.233	14	18:30.163
10	60	ERIC LASCORZ SERRANO	Senior A	58.771	58.865	2.333	13	18:12.640
11	1	JORDI PUERTA MOROTE	Senior B	59.068	59.316	2.630	11	19:19.472
12	69	DANIEL BAYES NUÑEZ	Senior A	59.714	59.868	3.276	11	17:24.641
13	88	CRISTOBAL MIGUEL SANCHEZ	Senior A	1:00.015	1:00.657	3.577	16	19:05.635
14	14	ELVIS DE LA TORRE RODRIGUEZ	Senior A	1:04.374	1:04.517	7.936	14	17:36.710

COPA CATALANA DE MINIMOTOS

Clasificado por mejor tiempo de vuelta

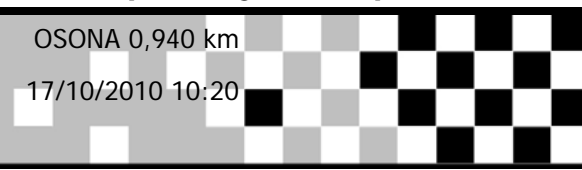
SENIOR A - B

OSONA 0,940 km

ENTRENOS

17/10/2010 10:20

Clasificación (20:00 Tiempo) iniciado a 10:20:29



Pos.	Nº	Nombre	Clase	Mejor Tm	2º Mejor	Dif. resp. 1º	Vueltas	Total Tº
Sènior A								
1	11	SIMON GUARINO CAÑADAS	Sènior A	56.438	56.538		18	19:22.888
2	47	JORDI GATELL MELLADO	Sènior A	56.449	56.535	0.011	19	20:18.742
3	31	FRANCISCO J. SALMERON URBANO	Sènior A	56.781	56.848	0.343	17	19:12.243
4	8	FRANCISCO JOSE TEJADA MELLADO	Sènior A	57.263	57.351	0.825	19	20:22.210
5	12	GUILLERMO A. MORA RIBOT	Sènior A	57.696	57.931	1.258	8	9:41.689
6	26	ALBERTO GOMEZ DELGADO	Sènior A	58.671	58.860	2.233	14	18:30.163
7	60	ERIC LASCORZ SERRANO	Sènior A	58.771	58.865	2.333	13	18:12.640
8	69	DANIEL BAYES NUÑEZ	Sènior A	59.714	59.868	3.276	11	17:24.641
9	88	CRISTOBAL MIGUEL SANCHEZ	Sènior A	1:00.015	1:00.657	3.577	16	19:05.635
10	14	ELVIS DE LA TORRE RODRIGUEZ	Sènior A	1:04.374	1:04.517	7.936	14	17:36.710
Sènior B								
1	5	JESUS TALABAN ORTUÑO	Sènior B	56.610	56.644		15	17:55.843
2	94	JAVIER SAEZ PINTO	Sènior B	57.304	57.503	0.694	17	19:12.197
3	28	ORIOLO RODRIGUEZ LORENTE	Sènior B	57.546	57.927	0.936	15	18:54.343
4	1	JORDI PUERTA MOROTE	Sènior B	59.068	59.316	2.458	11	19:19.472

COPA CATALANA DE MINIMOTOS

SENIOR A - B

ENTRENOS

OSONA 0,940 km

17/10/2010 10:20

Clasificación (20:00 Tiempo) iniciado a 10:20:29

Vuelta	empo de vuelta	Dif. resp. 1°	Hora del día
(11) SIMON GUARINO CAÑADAS			
1	1:05.982	+9.544	10:23:00.251
2	1:00.575	+4.137	10:24:00.826
3	57.556	+1.118	10:24:58.382
4	58.498	+2.060	10:25:56.880
5	1:00.105	+3.667	10:26:56.985
6	59.744	+3.306	10:27:56.729
7	56.731	+0.293	10:28:53.460
8	56.779	+0.341	10:29:50.239
9	1:03.906	+7.468	10:30:54.145
10	56.998	+0.560	10:31:51.143
11	1:11.533	+15.095	10:33:02.676
12	1:08.938	+12.500	10:34:11.614
13	56.538	+0.100	10:35:08.152
14	56.667	+0.229	10:36:04.819
15	56.570	+0.132	10:37:01.389
16	57.275	+0.837	10:37:58.664
17	56.438		10:38:55.102
18	57.390	+0.952	10:39:52.492

Vuelta	empo de vuelta	Dif. resp. 1°	Hora del día
(47) JORDI GATELL MELLADO			
1	1:04.531	+8.082	10:22:59.066
2	59.912	+3.463	10:23:58.978
3	58.608	+2.159	10:24:57.586
4	57.620	+1.171	10:25:55.206
5	57.358	+0.909	10:26:52.564
6	57.319	+0.870	10:27:49.883
7	1:02.249	+5.800	10:28:52.132
8	57.265	+0.816	10:29:49.397
9	56.653	+0.204	10:30:46.050
10	1:00.869	+4.420	10:31:46.919
11	57.220	+0.771	10:32:44.139
12	56.806	+0.357	10:33:40.945
13	1:11.914	+15.465	10:34:52.859
14	57.527	+1.078	10:35:50.386
15	57.260	+0.811	10:36:47.646
16	1:11.128	+14.679	10:37:58.774
17	56.535	+0.086	10:38:55.309
18	56.588	+0.139	10:39:51.897
19	56.449		10:40:48.346

Vuelta	empo de vuelta	Dif. resp. 1°	Hora del día
(5) JESUS TALABAN ORTUÑO			
1	1:12.420	+15.810	10:23:23.407
2	1:03.309	+6.699	10:24:26.716
3	59.999	+3.389	10:25:26.715
4	2:22.413	+1:25.803	10:27:49.128
5	57.681	+1.071	10:28:46.809
6	57.386	+0.776	10:29:44.195
7	57.057	+0.447	10:30:41.252
8	56.644	+0.034	10:31:37.896
9	56.724	+0.114	10:32:34.620
10	56.610		10:33:31.230
11	57.147	+0.537	10:34:28.377
12	56.745	+0.135	10:35:25.122
13	56.974	+0.364	10:36:22.096
14	1:03.050	+6.440	10:37:25.146
15	1:00.301	+3.691	10:38:25.447

Vuelta	empo de vuelta	Dif. resp. 1°	Hora del día
(31) FRANCISCO J. SALMERON URBANO			
1	1:05.370	+8.589	10:23:09.352
2	1:02.121	+5.340	10:24:11.473
3	59.575	+2.794	10:25:11.048
4	58.776	+1.995	10:26:09.824
5	58.603	+1.822	10:27:08.427
6	1:15.977	+19.196	10:28:24.404

Vuelta	empo de vuelta	Dif. resp. 1°	Hora del día
7	59.496	+2.715	10:29:23.900
8	1:08.465	+11.684	10:30:32.365
9	58.343	+1.562	10:31:30.708
10	57.534	+0.753	10:32:28.242
11	57.444	+0.663	10:33:25.686
12	1:18.246	+21.465	10:34:43.932
13	58.024	+1.243	10:35:41.956
14	1:07.577	+10.796	10:36:49.533
15	58.685	+1.904	10:37:48.218
16	56.781		10:38:44.999
17	56.848	+0.067	10:39:41.847

Vuelta	empo de vuelta	Dif. resp. 1°	Hora del día
(8) FRANCISCO JOSE TEJADA MELLADO			
1	1:03.605	+6.342	10:22:58.404
2	1:00.473	+3.210	10:23:58.877
3	59.413	+2.150	10:24:58.290
4	58.267	+1.004	10:25:56.557
5	58.535	+1.272	10:26:55.092
6	58.426	+1.163	10:27:53.518
7	58.990	+1.727	10:28:52.508
8	57.613	+0.350	10:29:50.121
9	58.000	+0.737	10:30:48.121
10	58.880	+1.617	10:31:47.001
11	57.560	+0.297	10:32:44.561
12	57.351	+0.088	10:33:41.912
13	1:11.021	+13.758	10:34:52.933
14	57.763	+0.500	10:35:50.696
15	57.263		10:36:47.959
16	57.561	+0.298	10:37:45.520
17	57.653	+0.390	10:38:43.173
18	57.391	+0.128	10:39:40.564
19	1:11.250	+13.987	10:40:51.814

Vuelta	empo de vuelta	Dif. resp. 1°	Hora del día
(94) JAVIER SAEZ PINTO			
1	1:06.397	+9.093	10:23:26.071
2	1:03.231	+5.927	10:24:29.302
3	1:19.791	+22.487	10:25:49.093
4	59.851	+2.547	10:26:48.944
5	59.363	+2.059	10:27:48.307
6	58.327	+1.023	10:28:46.634
7	59.124	+1.820	10:29:45.758
8	1:06.930	+9.626	10:30:52.688
9	59.038	+1.734	10:31:51.726
10	58.333	+1.029	10:32:50.059
11	1:05.295	+7.991	10:33:55.354
12	58.222	+0.918	10:34:53.576
13	57.810	+0.506	10:35:51.386
14	57.791	+0.487	10:36:49.177
15	57.817	+0.513	10:37:46.994
16	57.503	+0.199	10:38:44.497
17	57.304		10:39:41.801

Vuelta	empo de vuelta	Dif. resp. 1°	Hora del día
(28) ORIOL RODRIGUEZ LORENTE			
1	1:14.062	+16.516	10:23:24.732
2	1:05.382	+7.836	10:24:30.114
3	1:00.330	+2.784	10:25:30.444
4	58.561	+1.015	10:26:29.005
5	58.637	+1.091	10:27:27.642
6	59.336	+1.790	10:28:26.978
7	57.927	+0.381	10:29:24.905
8	58.311	+0.765	10:30:23.216
9	3:05.134	+2:07.588	10:33:28.350
10	1:00.675	+3.129	10:34:29.025
11	58.248	+0.702	10:35:27.273
12	1:02.100	+4.554	10:36:29.373
13	58.815	+1.269	10:37:28.188

Vuelta	empo de vuelta	Dif. resp. 1°	Hora del día
14	58.213	+0.667	10:38:26.401
15	57.546		10:39:23.947

Vuelta	empo de vuelta	Dif. resp. 1°	Hora del día
(12) GUILLERMO A. MORA RIBOT			
1	1:05.245	+7.549	10:23:08.493
2	1:00.855	+3.159	10:24:09.348
3	1:02.516	+4.820	10:25:11.864
4	1:05.197	+7.501	10:26:17.061
5	58.807	+1.111	10:27:15.868
6	59.798	+2.102	10:28:15.666
7	57.931	+0.235	10:29:13.597
8	57.696		10:30:11.293

Vuelta	empo de vuelta	Dif. resp. 1°	Hora del día
(26) ALBERTO GOMEZ DELGADO			
1	1:05.578	+6.907	10:23:08.200
2	1:00.663	+1.992	10:24:08.863
3	59.597	+0.926	10:25:08.460
4	59.083	+0.412	10:26:07.543
5	59.202	+0.531	10:27:06.745
6	59.457	+0.786	10:28:06.202
7	3:44.840	+2:46.169	10:31:51.042
8	58.671		10:32:49.713
9	58.957	+0.286	10:33:48.670
10	1:06.240	+7.569	10:34:54.910
11	58.860	+0.189	10:35:53.770
12	59.398	+0.727	10:36:53.168
13	1:07.287	+8.616	10:38:00.455
14	59.312	+0.641	10:38:59.767

Vuelta	empo de vuelta	Dif. resp. 1°	Hora del día
(60) ERIC LASCORZ SERRANO			
1	1:06.104	+7.333	10:23:15.154
2	1:02.218	+3.447	10:24:17.372
3	1:00.919	+2.148	10:25:18.291
4	1:00.399	+1.628	10:26:18.690
5	1:00.112	+1.341	10:27:18.802
6	4:11.867	+3:13.096	10:31:30.669
7	1:00.029	+1.258	10:32:30.698
8	58.865	+0.094	10:33:29.563
9	1:00.241	+1.470	10:34:29.804
10	59.471	+0.700	10:35:29.275
11	59.728	+0.957	10:36:29.003
12	58.771		10:37:27.774
13	1:14.470	+15.699	10:38:42.244

Vuelta	empo de vuelta	Dif. resp. 1°	Hora del día
(1) JORDI PUERTA MOROTE			
1	1:03.631	+4.563	10:23:01.173
2	1:00.468	+1.400	10:24:01.641
3	1:00.049	+0.981	10:25:01.690
4	2:45.954	+1:46.886	10:27:47.644
5	1:06.142	+7.074	10:28:53.786
6	3:16.757	+2:17.689	10:32:10.543
7	3:41.364	+2:42.296	10:35:51.907
8	59.433	+0.365	10:36:51.340
9	59.316	+0.248	10:37:50.656
10	59.068		10:38:49.724
11	59.352	+0.284	10:39:49.076

Vuelta	empo de vuelta	Dif. resp. 1°	Hora del día
(69) DANIEL BAYES NUÑEZ			
1	1:06.721	+7.007	10:23:10.448
2	1:01.595	+1.881	10:24:12.043
3	1:00.354	+0.640	10:25:12.397
4	59.868	+0.154	10:26:12.265
5	59.714		10:27:11.979
6	1:14.990	+15.276	10:28:26.969
7	4:37.578	+3:37.864	10:33:04.547
8	1:02.881	+3.167	10:34:07.428

COPA CATALANA DE MINIMOTOS

SENIOR A - B

OSONA 0,940 km

ENTRENOS

17/10/2010 10:20

Clasificación (20:00 Tiempo) iniciado a 10:20:29

Vuelta	empo de vuelta	Dif. resp. 1°	Hora del día
9	1:08.867	+9.153	10:35:16.295
10	1:22.353	+22.639	10:36:38.648
11	1:15.597	+15.883	10:37:54.245

(88) CRISTOBAL MIGUEL SANCHEZ

Vuelta	empo de vuelta	Dif. resp. 1°	Hora del día
1	1:06.557	+6.542	10:23:11.188
2	1:02.848	+2.833	10:24:14.036
3	1:02.062	+2.047	10:25:16.098
4	1:01.930	+1.915	10:26:18.028
5	1:07.295	+7.280	10:27:25.323
6	1:02.940	+2.925	10:28:28.263
7	1:01.521	+1.506	10:29:29.784
8	1:30.331	+30.316	10:31:00.115
9	1:01.128	+1.113	10:32:01.243
10	1:04.137	+4.122	10:33:05.380
11	1:00.657	+0.642	10:34:06.037
12	1:10.868	+10.853	10:35:16.905
13	1:03.077	+3.062	10:36:19.982
14	1:00.015		10:37:19.997
15	1:07.424	+7.409	10:38:27.421
16	1:07.818	+7.803	10:39:35.239

(14) ELVIS DE LA TORRE RODRIGUEZ

Vuelta	empo de vuelta	Dif. resp. 1°	Hora del día
1	1:17.045	+12.671	10:23:34.661
2	1:06.762	+2.388	10:24:41.423
3	1:06.580	+2.206	10:25:48.003
4	1:05.995	+1.621	10:26:53.998
5	1:07.432	+3.058	10:28:01.430
6	1:04.517	+0.143	10:29:05.947
7	1:04.668	+0.294	10:30:10.615
8	1:07.767	+3.393	10:31:18.382
9	1:04.374		10:32:22.756
10	1:09.698	+5.324	10:33:32.454
11	1:05.620	+1.246	10:34:38.074
12	1:10.552	+6.178	10:35:48.626
13	1:07.698	+3.324	10:36:56.324
14	1:09.990	+5.616	10:38:06.314

Vuelta empo de vuelta Dif. resp. 1° Hora del día

Vuelta empo de vuelta Dif. resp. 1° Hora del día

COPA CATALANA DE MINIMOTOS
Clasificado por vueltas

SENIOR A - B

OSONA 0,940 km

MANGA 1

17/10/2010 11:55

Carrera (10:00 y 2 Vueltas) iniciado a 12:08:33

Pos.	Nº	Nombre	Clase	Vueltas	Total T°	Dif. resp. 1°	Dif. resp. anterior	Mejor Tm	Puntos
1	5	JESUS TALABAN ORTUÑO	Sènior B	13	12:22.233			56.198	25
2	47	JORDI GATELL MELLADO	Sènior A	13	12:33.484	11.251	11.251	56.544	25
3	12	GUILLERMO A. MORA RIBOT	Sènior A	13	12:33.682	11.449	0.198	57.027	20
4	11	SIMON GUARINO CAÑADAS	Sènior A	13	12:33.853	11.620	0.171	56.978	16
5	28	ORIOLO RODRIGUEZ LORENTE	Sènior B	13	12:37.152	14.919	3.299	57.128	20
6	8	FRANCISCO JOSE TEJADA MELLADO	Sènior A	13	12:43.404	21.171	6.252	56.789	13
7	1	JORDI PUERTA MOROTE	Sènior B	13	12:48.331	26.098	4.927	57.941	16
8	26	ALBERTO GOMEZ DELGADO	Sènior A	13	12:53.983	31.750	5.652	58.369	11
9	94	JAVIER SAEZ PINTO	Sènior B	13	12:58.890	36.657	4.907	57.400	13
10	69	DANIEL BAYES NUÑEZ	Sènior A	13	13:10.837	48.604	11.947	59.614	10
11	88	CRISTOBAL MIGUEL SANCHEZ	Sènior A	13	13:15.651	53.418	4.814	1:00.125	9
12	14	ELVIS DE LA TORRE RODRIGUEZ	Sènior A	13	13:22.988	1:00.755	7.337	1:00.680	8
NT	60	ERIC LASCORZ SERRANO	Sènior A	10	9:51.509	NT	3 Vueltas	57.826	0
No clasificado (75% = 9 Vueltas)									
NT	31	FRANCISCO J. SALMERON URBANO	Sènior A	4	4:13.653	NT	6 Vueltas	1:00.603	0

Márgen de victoria	Velocidad media	Mejor t° de vuelta	Mejor Vel.	Mejor vuelta para
11.251	59,270	56.198	60,216	5 - JESUS TALABAN ORTUÑO

COPA CATALANA DE MINIMOTOS
Clasificado por vueltas

SENIOR A - B

OSONA 0,940 km

MANGA 1

17/10/2010 11:55

Carrera (10:00 y 2 Vueltas) iniciado a 12:08:33

Pos.	Nº	Nombre	Clase	Vueltas	Total T°	Dif. resp. 1°	Dif. resp. anterior	Mejor Tm	Puntos
Senior A									
1	47	JORDI GATELL MELLADO	Senior A	13	12:33.484			56.544	25
2	12	GUILLERMO A. MORA RIBOT	Senior A	13	12:33.682	0.198	0.198	57.027	20
3	11	SIMON GUARINO CAÑADAS	Senior A	13	12:33.853	0.369	0.171	56.978	16
4	8	FRANCISCO JOSE TEJADA MELLADO	Senior A	13	12:43.404	9.920	9.551	56.789	13
5	26	ALBERTO GOMEZ DELGADO	Senior A	13	12:53.983	20.499	10.579	58.369	11
6	69	DANIEL BAYES NUÑEZ	Senior A	13	13:10.837	37.353	16.854	59.614	10
7	88	CRISTOBAL MIGUEL SANCHEZ	Senior A	13	13:15.651	42.167	4.814	1:00.125	9
8	14	ELVIS DE LA TORRE RODRIGUEZ	Senior A	13	13:22.988	49.504	7.337	1:00.680	8
NT	60	ERIC LASCORZ SERRANO	Senior A	10	9:51.509	NT	3 Vueltas	57.826	0
No clasificado (75% = 9 Vueltas)									
NT	31	FRANCISCO J. SALMERON URBANO	Senior A	4	4:13.653	NT	6 Vueltas	1:00.603	0
Senior B									
1	5	JESUS TALABAN ORTUÑO	Senior B	13	12:22.233			56.198	25
2	28	ORIOLO RODRIGUEZ LORENTE	Senior B	13	12:37.152	14.919	14.919	57.128	20
3	1	JORDI PUERTA MOROTE	Senior B	13	12:48.331	26.098	11.179	57.941	16
4	94	JAVIER SAEZ PINTO	Senior B	13	12:58.890	36.657	10.559	57.400	13

Márgen de victoria	Velocidad media	Mejor t° de vuelta	Mejor Vel.	Mejor vuelta para
11.251	59,270	56.198	60,216	5 - JESUS TALABAN ORTUÑO

COPA CATALANA DE MINIMOTOS

SENIOR A - B

OSONA 0,940 km

MANGA 1

17/10/2010 11:55

Carrera (10:00 y 2 Vueltas) iniciado a 12:08:33

Vuelta	empo de vuelta	Dif. resp. 1°	Hora del día
(5) JESUS TALABAN ORTUÑO			
1			12:09:33.886
2	56.576	+0.378	12:10:30.462
3	56.198		12:11:26.660
4	56.274	+0.076	12:12:22.934
5	56.416	+0.218	12:13:19.350
6	56.731	+0.533	12:14:16.081
7	56.853	+0.655	12:15:12.934
8	57.038	+0.840	12:16:09.972
9	56.582	+0.384	12:17:06.554
10	56.694	+0.496	12:18:03.248
11	57.098	+0.900	12:19:00.346
12	57.063	+0.865	12:19:57.409
13	58.636	+2.438	12:20:56.045

Vuelta	empo de vuelta	Dif. resp. 1°	Hora del día
(47) JORDI GATELL MELLADO			
1			12:09:33.970
2	57.827	+1.283	12:10:31.797
3	56.544		12:11:28.341
4	1:02.609	+6.065	12:12:30.950
5	56.823	+0.279	12:13:27.773
6	56.921	+0.377	12:14:24.694
7	57.466	+0.922	12:15:22.160
8	56.671	+0.127	12:16:18.831
9	56.952	+0.408	12:17:15.783
10	56.702	+0.158	12:18:12.485
11	57.054	+0.510	12:19:09.539
12	1:00.588	+4.044	12:20:10.127
13	57.169	+0.625	12:21:07.296

Vuelta	empo de vuelta	Dif. resp. 1°	Hora del día
(12) GUILLERMO A. MORA RIBOT			
1			12:09:36.653
2	57.927	+0.900	12:10:34.580
3	58.417	+1.390	12:11:32.997
4	57.200	+0.173	12:12:30.197
5	57.498	+0.471	12:13:27.695
6	57.476	+0.449	12:14:25.171
7	57.635	+0.608	12:15:22.806
8	57.826	+0.799	12:16:20.632
9	57.556	+0.529	12:17:18.188
10	57.027		12:18:15.215
11	57.128	+0.101	12:19:12.343
12	58.000	+0.973	12:20:10.343
13	57.151	+0.124	12:21:07.494

Vuelta	empo de vuelta	Dif. resp. 1°	Hora del día
(11) SIMON GUARINO CAÑADAS			
1			12:09:35.768
2	57.894	+0.916	12:10:33.662
3	57.911	+0.933	12:11:31.573
4	57.930	+0.952	12:12:29.503
5	57.463	+0.485	12:13:26.966
6	57.599	+0.621	12:14:24.565
7	58.004	+1.026	12:15:22.569
8	58.678	+1.700	12:16:21.247
9	57.320	+0.342	12:17:18.567
10	57.372	+0.394	12:18:15.939
11	56.978		12:19:12.917
12	57.680	+0.702	12:20:10.597
13	57.068	+0.090	12:21:07.665

Vuelta	empo de vuelta	Dif. resp. 1°	Hora del día
(28) ORIOL RODRIGUEZ LORENTE			
1			12:09:36.745
2	58.072	+0.944	12:10:34.817
3	57.265	+0.137	12:11:32.082
4	57.499	+0.371	12:12:29.581

Vuelta	empo de vuelta	Dif. resp. 1°	Hora del día
5	57.506	+0.378	12:13:27.087
6	57.541	+0.413	12:14:24.628
7	58.003	+0.875	12:15:22.631
8	58.667	+1.539	12:16:21.298
9	57.616	+0.488	12:17:18.914
10	57.290	+0.162	12:18:16.204
11	57.128		12:19:13.332
12	57.924	+0.796	12:20:11.256
13	59.708	+2.580	12:21:10.964

Vuelta	empo de vuelta	Dif. resp. 1°	Hora del día
(8) FRANCISCO JOSE TEJADA MELLADO			
1			12:09:36.320
2	57.826	+1.037	12:10:34.146
3	57.132	+0.343	12:11:31.278
4	57.336	+0.547	12:12:28.614
5	57.294	+0.505	12:13:25.908
6	57.113	+0.324	12:14:23.021
7	56.950	+0.161	12:15:19.971
8	56.789		12:16:16.760
9	57.249	+0.460	12:17:14.009
10	57.269	+0.480	12:18:11.278
11	57.955	+1.166	12:19:09.233
12	1:01.164	+4.375	12:20:10.397
13	1:06.819	+10.030	12:21:17.216

Vuelta	empo de vuelta	Dif. resp. 1°	Hora del día
(1) JORDI PUERTA MOROTE			
1			12:09:36.960
2	58.487	+0.546	12:10:35.447
3	57.941		12:11:33.388
4	58.213	+0.272	12:12:31.601
5	59.032	+1.091	12:13:30.633
6	58.064	+0.123	12:14:28.697
7	58.239	+0.298	12:15:26.936
8	1:00.226	+2.285	12:16:27.162
9	57.985	+0.044	12:17:25.147
10	59.460	+1.519	12:18:24.607
11	58.619	+0.678	12:19:23.226
12	58.752	+0.811	12:20:21.978
13	1:00.165	+2.224	12:21:22.143

Vuelta	empo de vuelta	Dif. resp. 1°	Hora del día
(26) ALBERTO GOMEZ DELGADO			
1			12:09:37.678
2	58.491	+0.122	12:10:36.169
3	58.369		12:11:34.538
4	58.853	+0.484	12:12:33.391
5	58.453	+0.084	12:13:31.844
6	1:01.140	+2.771	12:14:32.984
7	58.997	+0.628	12:15:31.981
8	59.048	+0.679	12:16:31.029
9	59.250	+0.881	12:17:30.279
10	59.654	+1.285	12:18:29.933
11	59.147	+0.778	12:19:29.080
12	59.272	+0.903	12:20:28.352
13	59.443	+1.074	12:21:27.795

Vuelta	empo de vuelta	Dif. resp. 1°	Hora del día
(94) JAVIER SAEZ PINTO			
1			12:09:38.017
2	58.435	+1.035	12:10:36.452
3	58.224	+0.824	12:11:34.676
4	58.847	+1.447	12:12:33.523
5	59.050	+1.650	12:13:32.573
6	1:03.386	+5.986	12:14:35.959
7	59.385	+1.985	12:15:35.344
8	57.993	+0.593	12:16:33.337
9	57.400		12:17:30.737
10	58.925	+1.525	12:18:29.662

Vuelta	empo de vuelta	Dif. resp. 1°	Hora del día
11	57.590	+0.190	12:19:27.252
12	57.685	+0.285	12:20:24.937
13	1:07.765	+10.365	12:21:32.702

Vuelta	empo de vuelta	Dif. resp. 1°	Hora del día
(69) DANIEL BAYES NUÑEZ			
1			12:09:39.398
2	59.614		12:10:39.012
3	59.728	+0.114	12:11:38.740
4	1:00.307	+0.693	12:12:39.047
5	59.801	+0.187	12:13:38.848
6	1:00.186	+0.572	12:14:39.034
7	1:00.050	+0.436	12:15:39.084
8	59.995	+0.381	12:16:39.079
9	1:00.086	+0.472	12:17:39.165
10	1:00.261	+0.647	12:18:39.426
11	1:00.791	+1.177	12:19:40.217
12	1:00.907	+1.293	12:20:41.124
13	1:03.525	+3.911	12:21:44.649

Vuelta	empo de vuelta	Dif. resp. 1°	Hora del día
(88) CRISTOBAL MIGUEL SANCHEZ			
1			12:09:39.799
2	1:00.125		12:10:39.924
3	1:00.243	+0.118	12:11:40.167
4	1:00.576	+0.451	12:12:40.743
5	1:00.920	+0.795	12:13:41.663
6	1:00.734	+0.609	12:14:42.397
7	1:00.616	+0.491	12:15:43.013
8	1:00.646	+0.521	12:16:43.659
9	1:00.938	+0.813	12:17:44.597
10	1:01.050	+0.925	12:18:45.647
11	1:01.159	+1.034	12:19:46.806
12	1:00.924	+0.799	12:20:47.730
13	1:01.733	+1.608	12:21:49.463

Vuelta	empo de vuelta	Dif. resp. 1°	Hora del día
(14) ELVIS DE LA TORRE RODRIGUEZ			
1			12:09:40.197
2	1:00.680		12:10:40.877
3	1:01.383	+0.703	12:11:42.260
4	1:00.712	+0.032	12:12:42.972
5	1:00.988	+0.308	12:13:43.960
6	1:01.073	+0.393	12:14:45.033
7	1:00.742	+0.062	12:15:45.775
8	1:00.982	+0.302	12:16:46.757
9	1:01.378	+0.698	12:17:48.135
10	1:01.507	+0.827	12:18:49.642
11	1:02.213	+1.533	12:19:51.855
12	1:02.001	+1.321	12:20:53.856
13	1:02.944	+2.264	12:21:56.800

Vuelta	empo de vuelta	Dif. resp. 1°	Hora del día
(60) ERIC LASCORZ SERRANO			
1			12:09:38.273
2	58.868	+1.042	12:10:37.141
3	58.467	+0.641	12:11:35.608
4	58.227	+0.401	12:12:33.835
5	58.863	+1.037	12:13:32.698
6	58.616	+0.790	12:14:31.314
7	58.119	+0.293	12:15:29.433
8	57.826		12:16:27.259
9	58.018	+0.192	12:17:25.277
10	1:00.044	+2.218	12:18:25.321

Vuelta	empo de vuelta	Dif. resp. 1°	Hora del día
(31) FRANCISCO J. SALMERON URBANO			
1			12:09:44.147
2	1:02.037	+1.434	12:10:46.184
3	1:00.603		12:11:46.787
4	1:00.678	+0.075	12:12:47.465

COPA CATALANA DE MINIMOTOS

Vuelta a vuelta

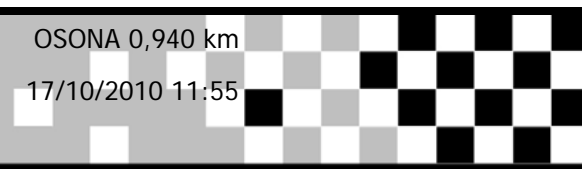
SENIOR A - B

OSONA 0,940 km

MANGA 1

17/10/2010 11:55

Carrera (10:00 y 2 Vueltas) iniciado a 12:08:33



Competidores	Vueltas													
	1	2	3	4	5	6	7	8	9	10	11	12	13	
JESUS TALABAN ORTUÑO (5)	1	5	5	5	5	5	5	5	5	5	5	5	5	
JORDI GATELL MELLADO (47)	2	47	47	47	8	8	8	8	8	8	8	47	47	
SIMON GUARINO CAÑADAS (11)	3	11	11	8	11	11	11	47	47	47	47	12	12	
FRANCISCO JOSE TEJADA MELLAI	4	8	8	11	28	28	28	11	12	12	12	12	8	11
GUILLERMO A. MORA RIBOT (12)	5	12	12	28	12	12	47	28	11	11	11	11	28	
ORIOR RODRIGUEZ LORENTE (28)	6	28	28	12	47	47	12	12	28	28	28	28	8	
JORDI PUERTA MOROTE (1)	7	1	1	1	1	1	1	1	1	1	1	1	1	
ALBERTO GOMEZ DELGADO (26)	8	26	26	26	26	26	60	60	60	60	60	94	94	26
JAVIER SAEZ PINTO (94)	9	94	94	94	94	94	26	26	26	26	94	26	26	94
ERIC LASCORZ SERRANO (60)	10	60	60	60	60	60	94	94	94	94	26	69	69	69
DANIEL BAYES NUÑEZ (69)	11	69	69	69	69	69	69	69	69	69	69	88	88	88
CRISTOBAL MIGUEL SANCHEZ (88)	12	88	88	88	88	88	88	88	88	88	88	14	14	14
ELVIS DE LA TORRE RODRIGUEZ (13	14	14	14	14	14	14	14	14	14	14			
FRANCISCO J. SALMERON URBAN	14	31	31	31	31									

COPA CATALANA DE MINIMOTOS
Clasificado por vueltas

SENIOR A - B

OSONA 0,940 km

MANGA 2

17/10/2010 13:25

Carrera (10:00 y 2 Vueltas) iniciado a 13:36:51

Pos.	N° Nombre	Clase	Vueltas	Total T°	Dif. resp. 1°	Dif. resp. anterior	Mejor Tm	Puntos
1	11 SIMON GUARINO CAÑADAS	Sènior A	13	12:14.844			55.817	25
2	5 JESUS TALABAN ORTUÑO	Sènior B	13	12:14.880	0.036	0.036	55.865	25
3	47 JORDI GATELL MELLADO	Sènior A	13	12:26.055	11.211	11.175	56.092	20
4	8 FRANCISCO JOSE TEJADA MELLADO	Sènior A	13	12:26.196	11.352	0.141	56.632	16
5	28 ORIOL RODRIGUEZ LORENTE	Sènior B	13	12:33.795	18.951	7.599	56.695	20
6	31 FRANCISCO J. SALMERON URBANO	Sènior A	13	12:35.871	21.027	2.076	57.305	13
7	94 JAVIER SAEZ PINTO	Sènior B	13	12:36.847	22.003	0.976	57.182	16
8	1 JORDI PUERTA MOROTE	Sènior B	13	12:42.594	27.750	5.747	57.703	13
9	60 ERIC LASCORZ SERRANO	Sènior A	13	12:42.993	28.149	0.399	58.010	11
10	26 ALBERTO GOMEZ DELGADO	Sènior A	13	12:47.297	32.453	4.304	58.139	10
11	12 GUILLERMO A. MORA RIBOT	Sènior A	13	12:51.148	36.304	3.851	56.710	9
12	69 DANIEL BAYES NUÑEZ	Sènior A	13	12:52.214	37.370	1.066	58.695	8
13	88 CRISTOBAL MIGUEL SANCHEZ	Sènior A	13	13:06.861	52.017	14.647	59.601	7
14	14 ELVIS DE LA TORRE RODRIGUEZ	Sènior A	12	12:45.840	1 Vuelta	1 Vuelta	59.850	6

Márgen de victoria	Velocidad media	Mejor t° de vuelta	Mejor Vel.	Mejor vuelta para
0.036	59,866	55.817	60,627	11 - SIMON GUARINO CAÑADAS

COPA CATALANA DE MINIMOTOS
Clasificado por vueltas

SENIOR A - B

OSONA 0,940 km

MANGA 2

17/10/2010 13:25

Carrera (10:00 y 2 Vueltas) iniciado a 13:36:51

Pos.	Nº	Nombre	Clase	Vueltas	Total T°	Dif. resp. 1°	Dif. resp. anterior	Mejor Tm	Puntos
Senior A									
1	11	SIMON GUARINO CAÑADAS	Senior A	13	12:14.844			55.817	25
2	47	JORDI GATELL MELLADO	Sènior A	13	12:26.055	11.211	11.211	56.092	20
3	8	FRANCISCO JOSE TEJADA MELLADO	Sènior A	13	12:26.196	11.352	0.141	56.632	16
4	31	FRANCISCO J. SALMERON URBANO	Senior A	13	12:35.871	21.027	9.675	57.305	13
5	60	ERIC LASCORZ SERRANO	Senior A	13	12:42.993	28.149	7.122	58.010	11
6	26	ALBERTO GOMEZ DELGADO	Sènior A	13	12:47.297	32.453	4.304	58.139	10
7	12	GUILLERMO A. MORA RIBOT	Senior A	13	12:51.148	36.304	3.851	56.710	9
8	69	DANIEL BAYES NUÑEZ	Senior A	13	12:52.214	37.370	1.066	58.695	8
9	88	CRISTOBAL MIGUEL SANCHEZ	Senior A	13	13:06.861	52.017	14.647	59.601	7
10	14	ELVIS DE LA TORRE RODRIGUEZ	Sènior A	12	12:45.840	1 Vuelta	1 Vuelta	59.850	6
Senior B									
1	5	JESUS TALABAN ORTUÑO	Senior B	13	12:14.880			55.865	25
2	28	ORIOLO RODRIGUEZ LORENTE	Sènior B	13	12:33.795	18.915	18.915	56.695	20
3	94	JAVIER SAEZ PINTO	Sènior B	13	12:36.847	21.967	3.052	57.182	16
4	1	JORDI PUERTA MOROTE	Sènior B	13	12:42.594	27.714	5.747	57.703	13

Márgen de victoria	Velocidad media	Mejor t° de vuelta	Mejor Vel.	Mejor vuelta para
0.036	59,866	55.817	60,627	11 - SIMON GUARINO CAÑADAS

COPA CATALANA DE MINIMOTOS

SENIOR A - B

OSONA 0,940 km

MANGA 2

17/10/2010 13:25

Carrera (10:00 y 2 Vueltas) iniciado a 13:36:51

Vuelta	empo de vuelta	Dif. resp. 1°	Hora del día
(11) SIMON GUARINO CAÑADAS			
1			13:37:51.321
2	56.257	+0.440	13:38:47.578
3	56.021	+0.204	13:39:43.599
4	55.817		13:40:39.416
5	56.138	+0.321	13:41:35.554
6	56.045	+0.228	13:42:31.599
7	56.124	+0.307	13:43:27.723
8	56.159	+0.342	13:44:23.882
9	56.121	+0.304	13:45:20.003
10	56.108	+0.291	13:46:16.111
11	56.195	+0.378	13:47:12.306
12	56.419	+0.602	13:48:08.725
13	57.281	+1.464	13:49:06.006

Vuelta	empo de vuelta	Dif. resp. 1°	Hora del día
(5) JESUS TALABAN ORTUÑO			
1			13:37:50.724
2	56.384	+0.519	13:38:47.108
3	56.687	+0.822	13:39:43.795
4	56.644	+0.779	13:40:40.439
5	56.123	+0.258	13:41:36.562
6	55.955	+0.090	13:42:32.517
7	55.865		13:43:28.382
8	55.973	+0.108	13:44:24.355
9	55.966	+0.101	13:45:20.321
10	55.903	+0.038	13:46:16.224
11	56.245	+0.380	13:47:12.469
12	56.423	+0.558	13:48:08.892
13	57.150	+1.285	13:49:06.042

Vuelta	empo de vuelta	Dif. resp. 1°	Hora del día
(47) JORDI GATELL MELLADO			
1			13:37:51.190
2	56.746	+0.654	13:38:47.936
3	57.109	+1.017	13:39:45.045
4	56.539	+0.447	13:40:41.584
5	56.092		13:41:37.676
6	56.202	+0.110	13:42:33.878
7	1:01.279	+5.187	13:43:35.157
8	56.967	+0.875	13:44:32.124
9	56.916	+0.824	13:45:29.040
10	56.826	+0.734	13:46:25.866
11	57.100	+1.008	13:47:22.966
12	57.209	+1.117	13:48:20.175
13	57.042	+0.950	13:49:17.217

Vuelta	empo de vuelta	Dif. resp. 1°	Hora del día
(8) FRANCISCO JOSE TEJADA MELLADO			
1			13:37:52.665
2	57.780	+1.148	13:38:50.445
3	56.966	+0.334	13:39:47.411
4	56.632		13:40:44.043
5	56.944	+0.312	13:41:40.987
6	56.789	+0.157	13:42:37.776
7	57.405	+0.773	13:43:35.181
8	56.968	+0.336	13:44:32.149
9	56.969	+0.337	13:45:29.118
10	56.846	+0.214	13:46:25.964
11	57.062	+0.430	13:47:23.026
12	57.288	+0.656	13:48:20.314
13	57.044	+0.412	13:49:17.358

Vuelta	empo de vuelta	Dif. resp. 1°	Hora del día
(28) ORIOL RODRIGUEZ LORENTE			
1			13:37:52.003
2	58.794	+2.099	13:38:50.797
3	57.190	+0.495	13:39:47.987
4	56.695		13:40:44.682

Vuelta	empo de vuelta	Dif. resp. 1°	Hora del día
5	57.351	+0.656	13:41:42.033
6	57.350	+0.655	13:42:39.383
7	57.514	+0.819	13:43:36.897
8	57.635	+0.940	13:44:34.532
9	57.663	+0.968	13:45:32.195
10	57.673	+0.978	13:46:29.868
11	57.506	+0.811	13:47:27.374
12	58.158	+1.463	13:48:25.532
13	59.425	+2.730	13:49:24.957

Vuelta	empo de vuelta	Dif. resp. 1°	Hora del día
(31) FRANCISCO J. SALMERON URBANO			
1			13:37:51.064
2	57.580	+0.275	13:38:48.644
3	57.305		13:39:45.949
4	57.347	+0.042	13:40:43.296
5	58.264	+0.959	13:41:41.560
6	57.658	+0.353	13:42:39.218
7	58.717	+1.412	13:43:37.935
8	57.949	+0.644	13:44:35.884
9	58.131	+0.826	13:45:34.015
10	57.936	+0.631	13:46:31.951
11	58.067	+0.762	13:47:30.018
12	58.189	+0.884	13:48:28.207
13	58.826	+1.521	13:49:27.033

Vuelta	empo de vuelta	Dif. resp. 1°	Hora del día
(94) JAVIER SAEZ PINTO			
1			13:37:53.289
2	58.294	+1.112	13:38:51.583
3	57.418	+0.236	13:39:49.001
4	57.182		13:40:46.183
5	57.646	+0.464	13:41:43.829
6	57.533	+0.351	13:42:41.362
7	57.935	+0.753	13:43:39.297
8	57.550	+0.368	13:44:36.847
9	57.655	+0.473	13:45:34.502
10	57.872	+0.690	13:46:32.374
11	57.884	+0.702	13:47:30.258
12	58.281	+1.099	13:48:28.539
13	59.470	+2.288	13:49:28.009

Vuelta	empo de vuelta	Dif. resp. 1°	Hora del día
(1) JORDI PUERTA MOROTE			
1			13:37:54.720
2	58.487	+0.784	13:38:53.207
3	57.892	+0.189	13:39:51.099
4	57.703		13:40:48.802
5	58.362	+0.659	13:41:47.164
6	58.435	+0.732	13:42:45.599
7	58.312	+0.609	13:43:43.911
8	58.535	+0.832	13:44:42.446
9	58.458	+0.755	13:45:40.904
10	58.087	+0.384	13:46:38.991
11	58.078	+0.375	13:47:37.069
12	58.229	+0.526	13:48:35.298
13	58.458	+0.755	13:49:33.756

Vuelta	empo de vuelta	Dif. resp. 1°	Hora del día
(60) ERIC LASCORZ SERRANO			
1			13:37:54.462
2	58.864	+0.854	13:38:53.326
3	58.126	+0.116	13:39:51.452
4	58.010		13:40:49.462
5	58.120	+0.110	13:41:47.582
6	58.214	+0.204	13:42:45.796
7	58.302	+0.292	13:43:44.098
8	58.471	+0.461	13:44:42.569
9	58.464	+0.454	13:45:41.033
10	58.084	+0.074	13:46:39.117

Vuelta	empo de vuelta	Dif. resp. 1°	Hora del día
11	58.052	+0.042	13:47:37.169
12	58.225	+0.215	13:48:35.394
13	58.761	+0.751	13:49:34.155

Vuelta	empo de vuelta	Dif. resp. 1°	Hora del día
(26) ALBERTO GOMEZ DELGADO			
1			13:37:53.599
2	58.685	+0.546	13:38:52.284
3	58.139		13:39:50.423
4	58.293	+0.154	13:40:48.716
5	58.281	+0.142	13:41:46.997
6	58.479	+0.340	13:42:45.476
7	58.273	+0.134	13:43:43.749
8	58.554	+0.415	13:44:42.303
9	59.469	+1.330	13:45:41.772
10	58.277	+0.138	13:46:40.049
11	59.415	+1.276	13:47:39.464
12	58.577	+0.438	13:48:38.041
13	1:00.418	+2.279	13:49:38.459

Vuelta	empo de vuelta	Dif. resp. 1°	Hora del día
(12) GUILLERMO A. MORA RIBOT			
1			13:37:51.671
2	1:08.874	+12.164	13:39:00.545
3	57.401	+0.691	13:39:57.946
4	57.959	+1.249	13:40:55.905
5	57.413	+0.703	13:41:53.318
6	56.710		13:42:50.028
7	58.851	+2.141	13:43:48.879
8	58.159	+1.449	13:44:47.038
9	57.107	+0.397	13:45:44.145
10	57.022	+0.312	13:46:41.167
11	57.150	+0.440	13:47:38.317
12	1:05.525	+8.815	13:48:43.842
13	58.468	+1.758	13:49:42.310

Vuelta	empo de vuelta	Dif. resp. 1°	Hora del día
(69) DANIEL BAYES NUÑEZ			
1			13:37:55.580
2	58.897	+0.202	13:38:54.477
3	58.695		13:39:53.172
4	59.203	+0.508	13:40:52.375
5	58.744	+0.049	13:41:51.119
6	58.789	+0.094	13:42:49.908
7	58.768	+0.073	13:43:48.676
8	59.075	+0.380	13:44:47.751
9	58.814	+0.119	13:45:46.565
10	58.908	+0.213	13:46:45.473
11	59.045	+0.350	13:47:44.518
12	59.470	+0.775	13:48:43.988
13	59.388	+0.693	13:49:43.376

Vuelta	empo de vuelta	Dif. resp. 1°	Hora del día
(88) CRISTOBAL MIGUEL SANCHEZ			
1			13:37:56.218
2	59.978	+0.377	13:38:56.196
3	1:00.059	+0.458	13:39:56.255
4	1:00.782	+1.181	13:40:57.037
5	59.909	+0.308	13:41:56.946
6	1:00.049	+0.448	13:42:56.995
7	1:00.135	+0.534	13:43:57.130
8	1:00.082	+0.481	13:44:57.212
9	59.921	+0.320	13:45:57.133
10	1:00.070	+0.469	13:46:57.203
11	1:01.126	+1.525	13:47:58.329
12	1:00.093	+0.492	13:48:58.422
13	59.601		13:49:58.023

Vuelta	empo de vuelta	Dif. resp. 1°	Hora del día
(14) ELVIS DE LA TORRE RODRIGUEZ			
1			13:37:56.430

COPA CATALANA DE MINIMOTOS

SENIOR A - B

OSONA 0,940 km

MANGA 2

17/10/2010 13:25

Carrera (10:00 y 2 Vueltas) iniciado a 13:36:51

Vuelta	empo de vuelta	Dif. resp. 1°	Hora del día
2	1:00.364	+0.514	13:38:56.794
3	59.850		13:39:56.644
4	1:00.580	+0.730	13:40:57.224
5	59.940	+0.090	13:41:57.164
6	1:00.235	+0.385	13:42:57.399
7	1:00.422	+0.572	13:43:57.821
8	1:00.387	+0.537	13:44:58.208
9	1:01.564	+1.714	13:45:59.772
10	1:08.623	+8.773	13:47:08.395
11	1:14.431	+14.581	13:48:22.826
12	1:14.176	+14.326	13:49:37.002

Vuelta	empo de vuelta	Dif. resp. 1°	Hora del día
--------	----------------	---------------	--------------

Vuelta	empo de vuelta	Dif. resp. 1°	Hora del día
--------	----------------	---------------	--------------

COPA CATALANA DE MINIMOTOS

Vuelta a vuelta

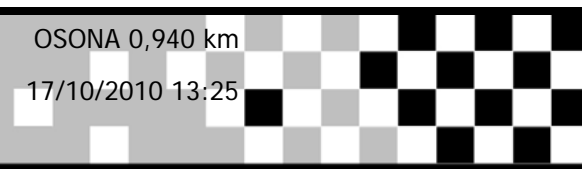
SENIOR A - B

OSONA 0,940 km

MANGA 2

17/10/2010 13:25

Carrera (10:00 y 2 Vueltas) iniciado a 13:36:51



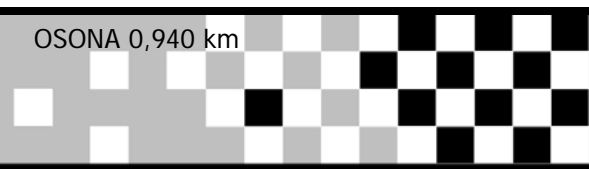
Competidores	Vueltas												
	1	2	3	4	5	6	7	8	9	10	11	12	13
JESUS TALABAN ORTUÑO (5)	1	5	5	11	11	11	11	11	11	11	11	11	11
FRANCISCO J. SALMERON URBAN	2	31	11	5	5	5	5	5	5	5	5	5	5
JORDI GATELL MELLADO (47)	3	47	47	47	47	47	47	47	47	47	47	47	47
SIMON GUARINO CAÑADAS (11)	4	11	31	31	31	8	8	8	8	8	8	8	8
GUILLERMO A. MORA RIBOT (12)	5	12	8	8	8	31	31	28	28	28	28	28	28
ORIOL RODRIGUEZ LORENTE (28)	6	28	28	28	28	28	31	31	31	31	31	31	31
FRANCISCO JOSE TEJADA MELLAI	7	8	94	94	94	94	94	94	94	94	94	94	94
JAVIER SAEZ PINTO (94)	8	94	26	26	26	26	26	26	1	1	1	1	1
ALBERTO GOMEZ DELGADO (26)	9	26	1	1	1	1	1	1	60	60	60	60	60
ERIC LASCORZ SERRANO (60)	10	60	60	60	60	60	60	60	26	26	12	26	26
JORDI PUERTA MOROTE (1)	11	1	69	69	69	69	69	12	12	12	26	12	12
DANIEL BAYES NUÑEZ (69)	12	69	88	88	12	12	12	12	69	69	69	69	69
CRISTOBAL MIGUEL SANCHEZ (88)	13	88	14	14	88	88	88	88	88	88	88	88	88
ELVIS DE LA TORRE RODRIGUEZ (14	14	12	12	14	14	14	14	14	14	14	14	14

COPA CATALANA DE MINIMOTOS

SENIOR A - B

OSONA 0,940 km

SCRATCH



Pos.	Nº	Nombre	Clase	Total puntos	R1.	R2.
Senior A						
1	47	JORDI GATELL MELLADO	Senior A	45	25	20
2	11	SIMON GUARINO CAÑADAS	Senior A	41	16	25
3	12	GUILLERMO A. MORA RIBOT	Senior A	29	20	9
4	8	FRANCISCO JOSE TEJADA MELLADO	Senior A	29	13	16
5	26	ALBERTO GOMEZ DELGADO	Senior A	21	11	10
6	69	DANIEL BAYES NUÑEZ	Senior A	18	10	8
7	88	CRISTOBAL MIGUEL SANCHEZ	Senior A	16	9	7
8	14	ELVIS DE LA TORRE RODRIGUEZ	Senior A	14	8	6
9	31	FRANCISCO J. SALMERON URBANO	Senior A	13	0	13
10	60	ERIC LASCORZ SERRANO	Senior A	11	0	11
Senior B						
1	5	JESUS TALABAN ORTUÑO	Senior B	50	25	25
2	28	ORIOI RODRIGUEZ LORENTE	Senior B	40	20	20
3	94	JAVIER SAEZ PINTO	Senior B	29	13	16
4	1	JORDI PUERTA MOROTE	Senior B	29	16	13