

SM PRO

OSONA 1,200 km

1ª SERIE CRONO

13/06/2010 09:00

Clasificación (10:00 Tiempo) iniciado a 9:01:59

| Pos. | Nº | Nombre | Clase | Mejor Tm | 2º Mejor | Dif. resp. 1º | Mejor Vel. |
|------|----|------------------------------|--------|----------|----------|---------------|------------|
| 1 | 3 | FRANCESC CUCHARRERA MORENO | SM Pro | 1:10.626 | 1:12.179 | | 61,167 |
| 2 | 55 | GASTON GARCIA BLASCO | SM Pro | 1:12.523 | 1:12.956 | 1.897 | 59,567 |
| 3 | 21 | DAVID GIMENEZ LOPEZ | SM Pro | 1:13.159 | 1:13.471 | 2.533 | 59,049 |
| 4 | 31 | FERRAN FORNELL OBRADORS | SM Pro | 1:13.526 | 1:13.864 | 2.900 | 58,755 |
| 5 | 63 | POL LASPUERTAS MANZANO | SM Pro | 1:13.563 | 1:13.919 | 2.937 | 58,725 |
| 6 | 22 | JOAN LLADOS SOLE | SM Pro | 1:13.773 | 1:14.047 | 3.147 | 58,558 |
| 7 | 7 | ALBERT ROCA RUBIROLA | SM Pro | 1:14.328 | 1:14.492 | 3.702 | 58,121 |
| 8 | 70 | SANTI TONA CASTELLS | SM Pro | 1:14.617 | 1:14.713 | 3.991 | 57,896 |
| 9 | 23 | JOSEP MARIA FLORENSA MINGOTE | SM Pro | 1:15.575 | 1:16.031 | 4.949 | 57,162 |
| 10 | 79 | JOSEP PIEDRA JUAN | SM Pro | 1:19.154 | 1:19.264 | 8.528 | 54,577 |

Copa Catalana de Supermotard

SM PRO

OSONA 1,200 km

1ª SERIE CRONO

13/06/2010 09:00

Clasificación (10:00 Tiempo) iniciado a 9:01:59

| Vuelta | empo de vuelta | Dif. resp. 1° | Hora del día |
|---------------------------------------|-----------------|---------------|--------------|
| (3) FRANCESC CUCHARRERA MORENO | | | |
| 1 | 1:15.161 | +4.535 | 9:06:11.788 |
| 2 | 1:12.179 | +1.553 | 9:07:23.967 |
| 3 | 1:12.449 | +1.823 | 9:08:36.416 |
| 4 | 1:26.302 | +15.676 | 9:10:02.718 |
| 5 | 1:10.626 | | 9:11:13.344 |

| Vuelta | empo de vuelta | Dif. resp. 1° | Hora del día |
|----------------------------------|-----------------|---------------|--------------|
| (55) GASTON GARCIA BLASCO | | | |
| 1 | 1:16.247 | +3.724 | 9:05:31.214 |
| 2 | 1:15.351 | +2.828 | 9:06:46.565 |
| 3 | 1:13.739 | +1.216 | 9:08:00.304 |
| 4 | 1:13.709 | +1.186 | 9:09:14.013 |
| 5 | 1:12.956 | +0.433 | 9:10:26.969 |
| 6 | 1:13.332 | +0.809 | 9:11:40.301 |
| 7 | 1:12.523 | | 9:12:52.824 |

| Vuelta | empo de vuelta | Dif. resp. 1° | Hora del día |
|---------------------------------|-----------------|---------------|--------------|
| (21) DAVID GIMENEZ LOPEZ | | | |
| 1 | 1:16.210 | +3.051 | 9:05:38.546 |
| 2 | 1:13.471 | +0.312 | 9:06:52.017 |
| 3 | 1:13.159 | | 9:08:05.176 |
| 4 | 1:27.512 | +14.353 | 9:09:32.688 |
| 5 | 1:52.126 | +38.967 | 9:11:24.814 |

| Vuelta | empo de vuelta | Dif. resp. 1° | Hora del día |
|-------------------------------------|-----------------|---------------|--------------|
| (31) FERRAN FORNELL OBRADORS | | | |
| 1 | 1:17.002 | +3.476 | 9:05:59.640 |
| 2 | 1:27.933 | +14.407 | 9:07:27.573 |
| 3 | 1:15.056 | +1.530 | 9:08:42.629 |
| 4 | 1:13.864 | +0.338 | 9:09:56.493 |
| 5 | 1:13.526 | | 9:11:10.019 |
| 6 | 1:13.871 | +0.345 | 9:12:23.890 |

| Vuelta | empo de vuelta | Dif. resp. 1° | Hora del día |
|------------------------------------|-----------------|---------------|--------------|
| (63) POL LASPUERTAS MANZANO | | | |
| 1 | 1:17.754 | +4.191 | 9:05:06.738 |
| 2 | 1:16.075 | +2.512 | 9:06:22.813 |
| 3 | 1:38.234 | +24.671 | 9:08:01.047 |
| 4 | 1:13.919 | +0.356 | 9:09:14.966 |
| 5 | 1:13.563 | | 9:10:28.529 |
| 6 | 1:20.659 | +7.096 | 9:11:49.188 |

| Vuelta | empo de vuelta | Dif. resp. 1° | Hora del día |
|------------------------------|-----------------|---------------|--------------|
| (22) JOAN LLADOS SOLE | | | |
| 1 | 1:16.021 | +2.248 | 9:05:32.449 |
| 2 | 1:20.083 | +6.310 | 9:06:52.532 |
| 3 | 1:13.773 | | 9:08:06.305 |
| 4 | 1:27.028 | +13.255 | 9:09:33.333 |
| 5 | 1:14.047 | +0.274 | 9:10:47.380 |

| Vuelta | empo de vuelta | Dif. resp. 1° | Hora del día |
|---------------------------------|-----------------|---------------|--------------|
| (7) ALBERT ROCA RUBIROLA | | | |
| 1 | 1:19.764 | +5.436 | 9:04:50.368 |
| 2 | 1:16.876 | +2.548 | 9:06:07.244 |
| 3 | 1:17.563 | +3.235 | 9:07:24.807 |
| 4 | 1:15.353 | +1.025 | 9:08:40.160 |
| 5 | 1:14.492 | +0.164 | 9:09:54.652 |
| 6 | 1:14.606 | +0.278 | 9:11:09.258 |
| 7 | 1:14.328 | | 9:12:23.586 |

| Vuelta | empo de vuelta | Dif. resp. 1° | Hora del día |
|---------------------------------|-----------------|---------------|--------------|
| (70) SANTI TONA CASTELLS | | | |
| 1 | 1:17.547 | +2.930 | 9:04:49.081 |
| 2 | 1:14.713 | +0.096 | 9:06:03.794 |
| 3 | 1:14.617 | | 9:07:18.411 |
| 4 | 1:18.833 | +4.216 | 9:08:37.244 |
| 5 | 1:26.641 | +12.024 | 9:10:03.885 |

| Vuelta | empo de vuelta | Dif. resp. 1° | Hora del día |
|--|----------------|---------------|--------------|
| (23) JOSEP MARIA FLORENSA MINGOTE | | | |
| 1 | 1:18.265 | +2.690 | 9:06:02.301 |
| 2 | 1:16.587 | +1.012 | 9:07:18.888 |

| Vuelta | empo de vuelta | Dif. resp. 1° | Hora del día |
|--------|-----------------|---------------|--------------|
| 3 | 1:16.472 | +0.897 | 9:08:35.360 |
| 4 | 1:15.575 | | 9:09:50.935 |
| 5 | 1:16.031 | +0.456 | 9:11:06.966 |
| 6 | 1:16.091 | +0.516 | 9:12:23.057 |

| Vuelta | empo de vuelta | Dif. resp. 1° | Hora del día |
|-------------------------------|-----------------|---------------|--------------|
| (79) JOSEP PIEDRA JUAN | | | |
| 1 | 1:22.969 | +3.815 | 9:05:41.668 |
| 2 | 1:20.740 | +1.586 | 9:07:02.408 |
| 3 | 1:20.708 | +1.554 | 9:08:23.116 |
| 4 | 1:19.154 | | 9:09:42.270 |
| 5 | 1:21.133 | +1.979 | 9:11:03.403 |
| 6 | 1:19.264 | +0.110 | 9:12:22.667 |

| Vuelta | empo de vuelta | Dif. resp. 1° | Hora del día |
|--------|----------------|---------------|--------------|
|--------|----------------|---------------|--------------|

SM PRO

OSONA 1,200 km

2ª SERIE CRONO

13/06/2010 10:05

Clasificación (10:00 Tiempo) iniciado a 10:04:56

| Pos. | Nº | Nombre | Clase | Mejor Tm | 2º Mejor | Dif. resp. 1º | Mejor Vel. |
|------|----|------------------------------|--------|----------|----------|---------------|------------|
| 1 | 3 | FRANCESC CUCHARRERA MORENO | SM Pro | 1:09.992 | 1:10.242 | | 61,721 |
| 2 | 55 | GASTON GARCIA BLASCO | SM Pro | 1:10.676 | 1:10.922 | 0.684 | 61,124 |
| 3 | 21 | DAVID GIMENEZ LOPEZ | SM Pro | 1:10.714 | 1:10.848 | 0.722 | 61,091 |
| 4 | 70 | SANTI TONA CASTELLS | SM Pro | 1:10.877 | 1:11.180 | 0.885 | 60,951 |
| 5 | 31 | FERRAN FORNELL OBRADORS | SM Pro | 1:11.971 | 1:12.060 | 1.979 | 60,024 |
| 6 | 22 | JOAN LLADOS SOLE | SM Pro | 1:12.527 | 1:12.561 | 2.535 | 59,564 |
| 7 | 63 | POL LASPUERTAS MANZANO | SM Pro | 1:12.660 | 1:12.831 | 2.668 | 59,455 |
| 8 | 7 | ALBERT ROCA RUBIROLA | SM Pro | 1:12.817 | 1:12.906 | 2.825 | 59,327 |
| 9 | 23 | JOSEP MARIA FLORENSA MINGOTE | SM Pro | 1:13.687 | 1:13.994 | 3.695 | 58,626 |
| 10 | 79 | JOSEP PIEDRA JUAN | SM Pro | 1:15.861 | 1:16.951 | 5.869 | 56,946 |

Copa Catalana de Supermotard

SM PRO

OSONA 1,200 km

2ª SERIE CRONO

13/06/2010 10:05

Clasificación (10:00 Tiempo) iniciado a 10:04:56

| Vuelta | empo de vuelta | Dif. resp. 1° | Hora del día |
|---------------------------------------|-----------------|---------------|--------------|
| (3) FRANCESC CUCHARRERA MORENO | | | |
| 1 | 1:10.924 | +0.932 | 10:08:37.256 |
| 2 | 1:10.562 | +0.570 | 10:09:47.818 |
| 3 | 1:09.992 | | 10:10:57.810 |
| 4 | 1:10.242 | +0.250 | 10:12:08.052 |
| 5 | 1:18.994 | +9.002 | 10:13:27.046 |
| 6 | 1:12.670 | +2.678 | 10:14:39.716 |
| 7 | 1:10.809 | +0.817 | 10:15:50.525 |

| | | | |
|----------------------------------|-----------------|---------|--------------|
| (55) GASTON GARCIA BLASCO | | | |
| 1 | 1:12.755 | +2.079 | 10:07:29.861 |
| 2 | 1:38.016 | +27.340 | 10:09:07.877 |
| 3 | 1:10.676 | | 10:10:18.553 |
| 4 | 1:11.136 | +0.460 | 10:11:29.689 |
| 5 | 1:11.013 | +0.337 | 10:12:40.702 |
| 6 | 1:11.804 | +1.128 | 10:13:52.506 |
| 7 | 1:10.922 | +0.246 | 10:15:03.428 |

| | | | |
|---------------------------------|-----------------|---------|--------------|
| (21) DAVID GIMENEZ LOPEZ | | | |
| 1 | 1:28.241 | +17.527 | 10:07:54.331 |
| 2 | 1:12.034 | +1.320 | 10:09:06.365 |
| 3 | 1:10.848 | +0.134 | 10:10:17.213 |
| 4 | 1:38.082 | +27.368 | 10:11:55.295 |
| 5 | 1:20.793 | +10.079 | 10:13:16.088 |
| 6 | 1:11.639 | +0.925 | 10:14:27.727 |
| 7 | 1:10.714 | | 10:15:38.441 |

| | | | |
|---------------------------------|-----------------|--------|--------------|
| (70) SANTI TONA CASTELLS | | | |
| 1 | 1:12.215 | +1.338 | 10:08:34.095 |
| 2 | 1:15.842 | +4.965 | 10:09:49.937 |
| 3 | 1:11.410 | +0.533 | 10:11:01.347 |
| 4 | 1:17.453 | +6.576 | 10:12:18.800 |
| 5 | 1:11.180 | +0.303 | 10:13:29.980 |
| 6 | 1:17.441 | +6.564 | 10:14:47.421 |
| 7 | 1:10.877 | | 10:15:58.298 |

| | | | |
|-------------------------------------|-----------------|--------|--------------|
| (31) FERRAN FORNELL OBRADORS | | | |
| 1 | 1:12.387 | +0.416 | 10:08:39.465 |
| 2 | 1:21.083 | +9.112 | 10:10:00.548 |
| 3 | 1:12.090 | +0.119 | 10:11:12.638 |
| 4 | 1:14.394 | +2.423 | 10:12:27.032 |
| 5 | 1:11.971 | | 10:13:39.003 |
| 6 | 1:12.172 | +0.201 | 10:14:51.175 |
| 7 | 1:12.060 | +0.089 | 10:16:03.235 |

| | | | |
|------------------------------|-----------------|---------|--------------|
| (22) JOAN LLADOS SOLE | | | |
| 1 | 1:37.238 | +24.711 | 10:08:04.355 |
| 2 | 1:14.093 | +1.566 | 10:09:18.448 |
| 3 | 1:12.527 | | 10:10:30.975 |
| 4 | 1:25.311 | +12.784 | 10:11:56.286 |
| 5 | 1:12.561 | +0.034 | 10:13:08.847 |
| 6 | 1:40.446 | +27.919 | 10:14:49.293 |

| | | | |
|------------------------------------|-----------------|---------|--------------|
| (63) POL LASPUERTAS MANZANO | | | |
| 1 | 1:15.280 | +2.620 | 10:08:18.636 |
| 2 | 1:29.802 | +17.142 | 10:09:48.438 |
| 3 | 1:13.540 | +0.880 | 10:11:01.978 |
| 4 | 1:13.391 | +0.731 | 10:12:15.369 |
| 5 | 1:12.831 | +0.171 | 10:13:28.200 |
| 6 | 1:12.660 | | 10:14:40.860 |

| | | | |
|---------------------------------|----------|---------|--------------|
| (7) ALBERT ROCA RUBIROLA | | | |
| 1 | 1:20.703 | +7.886 | 10:07:38.437 |
| 2 | 1:34.388 | +21.571 | 10:09:12.825 |
| 3 | 1:14.252 | +1.435 | 10:10:27.077 |

| Vuelta | empo de vuelta | Dif. resp. 1° | Hora del día |
|--------|-----------------|---------------|--------------|
| 4 | 1:12.906 | +0.089 | 10:11:39.983 |
| 5 | 1:12.817 | | 10:12:52.800 |
| 6 | 1:13.068 | +0.251 | 10:14:05.868 |

| | | | |
|--|-----------------|---------|--------------|
| (23) JOSEP MARIA FLORENSA MINGOTE | | | |
| 1 | 1:16.488 | +2.801 | 10:07:44.652 |
| 2 | 1:15.539 | +1.852 | 10:09:00.191 |
| 3 | 1:20.046 | +6.359 | 10:10:20.237 |
| 4 | 1:29.424 | +15.737 | 10:11:49.661 |
| 5 | 1:14.754 | +1.067 | 10:13:04.415 |
| 6 | 1:13.994 | +0.307 | 10:14:18.409 |
| 7 | 1:13.687 | | 10:15:32.096 |

| | | | |
|-------------------------------|-----------------|--------|--------------|
| (79) JOSEP PIEDRA JUAN | | | |
| 1 | 1:19.331 | +3.470 | 10:07:39.828 |
| 2 | 1:17.931 | +2.070 | 10:08:57.759 |
| 3 | 1:17.204 | +1.343 | 10:10:14.963 |
| 4 | 1:18.879 | +3.018 | 10:11:33.842 |
| 5 | 1:20.749 | +4.888 | 10:12:54.591 |
| 6 | 1:16.951 | +1.090 | 10:14:11.542 |
| 7 | 1:15.861 | | 10:15:27.403 |

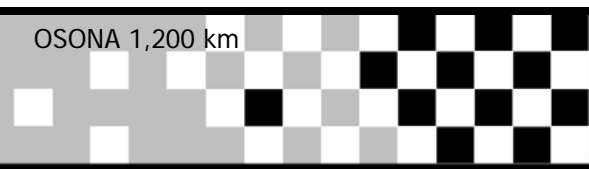
| Vuelta | empo de vuelta | Dif. resp. 1° | Hora del día |
|--------|----------------|---------------|--------------|
|--------|----------------|---------------|--------------|

Copa Catalana de Supermotard

SM PRO

OSONA 1,200 km

SCRATCH CRONOS



| Pos. | Nº | Nombre | Clase | Mejor T° total | R1. Mejor Tm | R2. Mejor Tm |
|------|----|------------------------------|--------|----------------|--------------|--------------|
| 1 | 3 | FRANCESC CUCHARRERA MORENO | SM Pro | 1:09.992 | 1:10.626 | 1:09.992 |
| 2 | 55 | GASTON GARCIA BLASCO | SM Pro | 1:10.676 | 1:12.523 | 1:10.676 |
| 3 | 21 | DAVID GIMENEZ LOPEZ | SM Pro | 1:10.714 | 1:13.159 | 1:10.714 |
| 4 | 70 | SANTI TONA CASTELLS | SM Pro | 1:10.877 | 1:14.617 | 1:10.877 |
| 5 | 31 | FERRAN FORNELL OBRADORS | SM Pro | 1:11.971 | 1:13.526 | 1:11.971 |
| 6 | 22 | JOAN LLADOS SOLE | SM Pro | 1:12.527 | 1:13.773 | 1:12.527 |
| 7 | 63 | POL LASPUERTAS MANZANO | SM Pro | 1:12.660 | 1:13.563 | 1:12.660 |
| 8 | 7 | ALBERT ROCA RUBIROLA | SM Pro | 1:12.817 | 1:14.328 | 1:12.817 |
| 9 | 23 | JOSEP MARIA FLORENSA MINGOTE | SM Pro | 1:13.687 | 1:15.575 | 1:13.687 |
| 10 | 79 | JOSEP PIEDRA JUAN | SM Pro | 1:15.861 | 1:19.154 | 1:15.861 |

SM PRO

OSONA 1,200 km

1ª MANGA

13/06/2010 11:30

Carrera (12:00 y 2 Vueltas) iniciado a 11:35:32

| Pos. | Nº | Nombre | Clase | Vueltas | Dif. resp. 1º | resp. anterior | Mejor Tm | Total Tº | Puntos |
|------|----|------------------------------|--------|---------|---------------|----------------|----------|-----------|--------|
| 1 | 3 | FRANCESC CUCHARRERA MORENO | SM Pro | 13 | | | 1:09.377 | 15:12.448 | 25 |
| 2 | 21 | DAVID GIMENEZ LOPEZ | SM Pro | 13 | 12.473 | 12.473 | 1:09.706 | 15:24.921 | 20 |
| 3 | 70 | SANTI TONA CASTELLS | SM Pro | 13 | 14.278 | 1.805 | 1:10.262 | 15:26.726 | 16 |
| 4 | 55 | GASTON GARCIA BLASCO | SM Pro | 13 | 14.523 | 0.245 | 1:10.158 | 15:26.971 | 13 |
| 5 | 31 | FERRAN FORNELL OBRADORS | SM Pro | 13 | 25.456 | 10.933 | 1:11.108 | 15:37.904 | 11 |
| 6 | 22 | JOAN LLADOS SOLE | SM Pro | 13 | 26.796 | 1.340 | 1:10.925 | 15:39.244 | 10 |
| 7 | 7 | ALBERT ROCA RUBIROLA | SM Pro | 13 | 41.585 | 14.789 | 1:12.272 | 15:54.033 | 9 |
| 8 | 23 | JOSEP MARIA FLORENSA MINGOTE | SM Pro | 13 | 50.135 | 8.550 | 1:12.575 | 16:02.583 | 8 |
| 9 | 63 | POL LASPUERTAS MANZANO | SM Pro | 13 | 53.832 | 3.697 | 1:12.991 | 16:06.280 | 7 |
| 10 | 79 | JOSEP PIEDRA JUAN | SM Pro | 12 | 1 Vuelta | 1 Vuelta | 1:16.049 | 16:21.514 | 6 |

| Márgen de victoria | Velocidad media | Mejor tº de vuelta | Mejor Vel. | Mejor vuelta para |
|--------------------|-----------------|--------------------|------------|----------------------------|
| 12.473 | 61,549 | 1:09.377 | 62,268 | 3 - FRANCESC CUCHARRERA MC |

Copa Catalana de Supermotard

SM PRO

1ª MANGA

Carrera (12:00 y 2 Vueltas) iniciado a 11:35:32

OSONA 1,200 km

13/06/2010 11:30

Vuelta empo de vuelta Dif. resp. 1º Hora del día

(3) FRANCESC CUCHARRERA MORENO

| Vuelta | empo de vuelta | Dif. resp. 1º | Hora del día |
|--------|-----------------|---------------|--------------|
| 1 | | | 11:36:44.698 |
| 2 | 1:10.074 | +0.697 | 11:37:54.772 |
| 3 | 1:09.952 | +0.575 | 11:39:04.724 |
| 4 | 1:09.707 | +0.330 | 11:40:14.431 |
| 5 | 1:09.605 | +0.228 | 11:41:24.036 |
| 6 | 1:09.768 | +0.391 | 11:42:33.804 |
| 7 | 1:09.377 | | 11:43:43.181 |
| 8 | 1:09.482 | +0.105 | 11:44:52.663 |
| 9 | 1:09.718 | +0.341 | 11:46:02.381 |
| 10 | 1:09.837 | +0.460 | 11:47:12.218 |
| 11 | 1:10.466 | +1.089 | 11:48:22.684 |
| 12 | 1:10.253 | +0.876 | 11:49:32.937 |
| 13 | 1:11.694 | +2.317 | 11:50:44.631 |

(21) DAVID GIMENEZ LOPEZ

| Vuelta | empo de vuelta | Dif. resp. 1º | Hora del día |
|--------|-----------------|---------------|--------------|
| 1 | | | 11:36:45.226 |
| 2 | 1:09.885 | +0.179 | 11:37:55.111 |
| 3 | 1:10.486 | +0.780 | 11:39:05.597 |
| 4 | 1:09.912 | +0.206 | 11:40:15.509 |
| 5 | 1:09.706 | | 11:41:25.215 |
| 6 | 1:09.722 | +0.016 | 11:42:34.937 |
| 7 | 1:10.030 | +0.324 | 11:43:44.967 |
| 8 | 1:10.099 | +0.393 | 11:44:55.066 |
| 9 | 1:12.232 | +2.526 | 11:46:07.298 |
| 10 | 1:11.353 | +1.647 | 11:47:18.651 |
| 11 | 1:11.154 | +1.448 | 11:48:29.805 |
| 12 | 1:12.891 | +3.185 | 11:49:42.696 |
| 13 | 1:14.408 | +4.702 | 11:50:57.104 |

(70) SANTI TONA CASTELLS

| Vuelta | empo de vuelta | Dif. resp. 1º | Hora del día |
|--------|-----------------|---------------|--------------|
| 1 | | | 11:36:47.702 |
| 2 | 1:12.250 | +1.988 | 11:37:59.952 |
| 3 | 1:10.696 | +0.434 | 11:39:10.648 |
| 4 | 1:10.767 | +0.505 | 11:40:21.415 |
| 5 | 1:11.542 | +1.280 | 11:41:32.957 |
| 6 | 1:10.683 | +0.421 | 11:42:43.640 |
| 7 | 1:10.612 | +0.350 | 11:43:54.252 |
| 8 | 1:10.764 | +0.502 | 11:45:05.016 |
| 9 | 1:10.262 | | 11:46:15.278 |
| 10 | 1:10.701 | +0.439 | 11:47:25.979 |
| 11 | 1:10.659 | +0.397 | 11:48:36.638 |
| 12 | 1:10.885 | +0.623 | 11:49:47.523 |
| 13 | 1:11.386 | +1.124 | 11:50:58.909 |

(55) GASTON GARCIA BLASCO

| Vuelta | empo de vuelta | Dif. resp. 1º | Hora del día |
|--------|-----------------|---------------|--------------|
| 1 | | | 11:36:46.655 |
| 2 | 1:12.137 | +1.979 | 11:37:58.792 |
| 3 | 1:10.993 | +0.835 | 11:39:09.785 |
| 4 | 1:11.084 | +0.926 | 11:40:20.869 |
| 5 | 1:11.602 | +1.444 | 11:41:32.471 |
| 6 | 1:12.730 | +2.572 | 11:42:45.201 |
| 7 | 1:11.382 | +1.224 | 11:43:56.583 |
| 8 | 1:10.300 | +0.142 | 11:45:06.883 |
| 9 | 1:10.226 | +0.068 | 11:46:17.109 |
| 10 | 1:10.172 | +0.014 | 11:47:27.281 |
| 11 | 1:10.158 | | 11:48:37.439 |
| 12 | 1:10.575 | +0.417 | 11:49:48.014 |
| 13 | 1:11.140 | +0.982 | 11:50:59.154 |

(31) FERRAN FORNELL OBRADORS

| Vuelta | empo de vuelta | Dif. resp. 1º | Hora del día |
|--------|-----------------|---------------|--------------|
| 1 | | | 11:36:48.468 |
| 2 | 1:11.821 | +0.713 | 11:38:00.289 |
| 3 | 1:11.853 | +0.745 | 11:39:12.142 |
| 4 | 1:11.108 | | 11:40:23.250 |

Vuelta empo de vuelta Dif. resp. 1º Hora del día

| | | | |
|----|----------|--------|--------------|
| 5 | 1:11.332 | +0.224 | 11:41:34.582 |
| 6 | 1:11.649 | +0.541 | 11:42:46.231 |
| 7 | 1:11.572 | +0.464 | 11:43:57.803 |
| 8 | 1:11.171 | +0.063 | 11:45:08.974 |
| 9 | 1:11.655 | +0.547 | 11:46:20.629 |
| 10 | 1:12.466 | +1.358 | 11:47:33.095 |
| 11 | 1:12.052 | +0.944 | 11:48:45.147 |
| 12 | 1:12.500 | +1.392 | 11:49:57.647 |
| 13 | 1:12.440 | +1.332 | 11:51:10.087 |

(22) JOAN LLADOS SOLE

| Vuelta | empo de vuelta | Dif. resp. 1º | Hora del día |
|--------|-----------------|---------------|--------------|
| 1 | | | 11:36:47.466 |
| 2 | 1:12.186 | +1.261 | 11:37:59.652 |
| 3 | 1:11.997 | +1.072 | 11:39:11.649 |
| 4 | 1:10.925 | | 11:40:22.574 |
| 5 | 1:11.019 | +0.094 | 11:41:33.593 |
| 6 | 1:12.074 | +1.149 | 11:42:45.667 |
| 7 | 1:12.495 | +1.570 | 11:43:58.162 |
| 8 | 1:11.989 | +1.064 | 11:45:10.151 |
| 9 | 1:11.816 | +0.891 | 11:46:21.967 |
| 10 | 1:12.720 | +1.795 | 11:47:34.687 |
| 11 | 1:12.099 | +1.174 | 11:48:46.786 |
| 12 | 1:12.273 | +1.348 | 11:49:59.059 |
| 13 | 1:12.368 | +1.443 | 11:51:11.427 |

(7) ALBERT ROCA RUBIROLA

| Vuelta | empo de vuelta | Dif. resp. 1º | Hora del día |
|--------|-----------------|---------------|--------------|
| 1 | | | 11:36:50.152 |
| 2 | 1:13.142 | +0.870 | 11:38:03.294 |
| 3 | 1:13.015 | +0.743 | 11:39:16.309 |
| 4 | 1:13.044 | +0.772 | 11:40:29.353 |
| 5 | 1:13.056 | +0.784 | 11:41:42.409 |
| 6 | 1:12.591 | +0.319 | 11:42:55.000 |
| 7 | 1:12.272 | | 11:44:07.272 |
| 8 | 1:12.858 | +0.586 | 11:45:20.130 |
| 9 | 1:12.555 | +0.283 | 11:46:32.685 |
| 10 | 1:12.565 | +0.293 | 11:47:45.250 |
| 11 | 1:13.008 | +0.736 | 11:48:58.258 |
| 12 | 1:14.038 | +1.766 | 11:50:12.296 |
| 13 | 1:13.920 | +1.648 | 11:51:26.216 |

(23) JOSEP MARIA FLORENSA MINGOTE

| Vuelta | empo de vuelta | Dif. resp. 1º | Hora del día |
|--------|-----------------|---------------|--------------|
| 1 | | | 11:36:53.740 |
| 2 | 1:14.217 | +1.642 | 11:38:07.957 |
| 3 | 1:13.410 | +0.835 | 11:39:21.367 |
| 4 | 1:12.951 | +0.376 | 11:40:34.318 |
| 5 | 1:12.575 | | 11:41:46.893 |
| 6 | 1:13.252 | +0.677 | 11:43:00.145 |
| 7 | 1:13.275 | +0.700 | 11:44:13.420 |
| 8 | 1:13.059 | +0.484 | 11:45:26.479 |
| 9 | 1:12.900 | +0.325 | 11:46:39.379 |
| 10 | 1:13.440 | +0.865 | 11:47:52.819 |
| 11 | 1:13.521 | +0.946 | 11:49:06.340 |
| 12 | 1:13.590 | +1.015 | 11:50:19.930 |
| 13 | 1:14.836 | +2.261 | 11:51:34.766 |

(63) POL LASPUERTAS MANZANO

| Vuelta | empo de vuelta | Dif. resp. 1º | Hora del día |
|--------|-----------------|---------------|--------------|
| 1 | | | 11:36:52.418 |
| 2 | 1:13.558 | +0.567 | 11:38:05.976 |
| 3 | 1:13.285 | +0.294 | 11:39:19.261 |
| 4 | 1:13.798 | +0.807 | 11:40:33.059 |
| 5 | 1:12.991 | | 11:41:46.050 |
| 6 | 1:13.373 | +0.382 | 11:42:59.423 |
| 7 | 1:14.590 | +1.599 | 11:44:14.013 |
| 8 | 1:13.512 | +0.521 | 11:45:27.525 |
| 9 | 1:13.682 | +0.691 | 11:46:41.207 |
| 10 | 1:13.542 | +0.551 | 11:47:54.749 |

Vuelta empo de vuelta Dif. resp. 1º Hora del día

| | | | |
|----|----------|--------|--------------|
| 11 | 1:14.309 | +1.318 | 11:49:09.058 |
| 12 | 1:14.501 | +1.510 | 11:50:23.559 |
| 13 | 1:14.904 | +1.913 | 11:51:38.463 |

(79) JOSEP PIEDRA JUAN

| Vuelta | empo de vuelta | Dif. resp. 1º | Hora del día |
|--------|-----------------|---------------|--------------|
| 1 | | | 11:37:19.666 |
| 2 | 1:31.918 | +15.869 | 11:38:51.584 |
| 3 | 1:16.398 | +0.349 | 11:40:07.982 |
| 4 | 1:18.951 | +2.902 | 11:41:26.933 |
| 5 | 1:16.322 | +0.273 | 11:42:43.255 |
| 6 | 1:18.901 | +2.852 | 11:44:02.156 |
| 7 | 1:18.599 | +2.550 | 11:45:20.755 |
| 8 | 1:17.453 | +1.404 | 11:46:38.208 |
| 9 | 1:19.756 | +3.707 | 11:47:57.964 |
| 10 | 1:18.562 | +2.513 | 11:49:16.526 |
| 11 | 1:21.122 | +5.073 | 11:50:37.648 |
| 12 | 1:16.049 | | 11:51:53.697 |

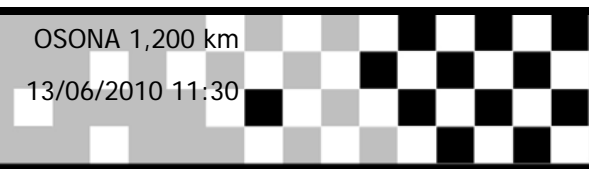
SM PRO

OSONA 1,200 km

1ª MANGA

13/06/2010 11:30

Carrera (12:00 y 2 Vueltas) iniciado a 11:35:32



| Competidores | Vueltas | | | | | | | | | | | | | |
|------------------------------|---------|----|----|----|----|----|----|----|----|----|----|----|----|----|
| | | 1 | 2 | 3 | 4 | 5 | 6 | 7 | 8 | 9 | 10 | 11 | 12 | 13 |
| FRANCESS CUCHARRERA MOREN | 1 | 3 | 3 | 3 | 3 | 3 | 3 | 3 | 3 | 3 | 3 | 3 | 3 | 3 |
| DAVID GIMENEZ LOPEZ (21) | 2 | 21 | 21 | 21 | 21 | 21 | 21 | 21 | 21 | 21 | 21 | 21 | 21 | 21 |
| GASTON GARCIA BLASCO (55) | 3 | 55 | 55 | 55 | 55 | 70 | 70 | 70 | 70 | 70 | 70 | 70 | 70 | 70 |
| JOAN LLADOS SOLE (22) | 4 | 22 | 22 | 70 | 70 | 70 | 55 | 55 | 55 | 55 | 55 | 55 | 55 | 55 |
| SANTI TONA CASTELLS (70) | 5 | 70 | 70 | 22 | 22 | 22 | 22 | 31 | 31 | 31 | 31 | 31 | 31 | 31 |
| FERRAN FORNELL OBRADORS (31) | 6 | 31 | 31 | 31 | 31 | 31 | 31 | 22 | 22 | 22 | 22 | 22 | 22 | 22 |
| ALBERT ROCA RUBIROLA (7) | 7 | 7 | 7 | 7 | 7 | 7 | 7 | 7 | 7 | 7 | 7 | 7 | 7 | 7 |
| POL LASPUERTAS MANZANO (63) | 8 | 63 | 63 | 63 | 63 | 63 | 63 | 23 | 23 | 23 | 23 | 23 | 23 | 23 |
| JOSEP MARIA FLORENSA MINGOT | 9 | 23 | 23 | 23 | 23 | 23 | 23 | 63 | 63 | 63 | 63 | 63 | 63 | 63 |
| JOSEP PIEDRA JUAN (79) | 10 | 79 | 79 | 79 | 79 | 79 | 79 | 79 | 79 | 79 | 79 | 79 | 79 | 79 |

SM PRO

OSONA 1,200 km

2ª MANGA

13/06/2010 13:30

Carrera (12:00 y 2 Vueltas) iniciado a 13:35:13

| Pos. | Nº | Nombre | Clase | Vueltas | Dif. resp. 1º | resp. anterior | Mejor Tm | Total Tº | Puntos |
|------|----|------------------------------|--------|---------|---------------|----------------|----------|-----------|--------|
| 1 | 3 | FRANCESC CUCHARRERA MORENO | SM Pro | 13 | | | 1:09.070 | 15:10.578 | 25 |
| 2 | 55 | GASTON GARCIA BLASCO | SM Pro | 13 | 5.780 | 5.780 | 1:09.318 | 15:16.358 | 20 |
| 3 | 21 | DAVID GIMENEZ LOPEZ | SM Pro | 13 | 17.734 | 11.954 | 1:09.337 | 15:28.312 | 16 |
| 4 | 70 | SANTI TONA CASTELLS | SM Pro | 13 | 19.337 | 1.603 | 1:10.280 | 15:29.915 | 13 |
| 5 | 22 | JOAN LLADOS SOLE | SM Pro | 13 | 19.563 | 0.226 | 1:10.257 | 15:30.141 | 11 |
| 6 | 31 | FERRAN FORNELL OBRADORS | SM Pro | 13 | 31.010 | 11.447 | 1:11.468 | 15:41.588 | 10 |
| 7 | 7 | ALBERT ROCA RUBIROLA | SM Pro | 13 | 40.708 | 9.698 | 1:11.933 | 15:51.286 | 9 |
| 8 | 63 | POL LASPUERTAS MANZANO | SM Pro | 13 | 47.255 | 6.547 | 1:12.065 | 15:57.833 | 8 |
| 9 | 79 | JOSEP PIEDRA JUAN | SM Pro | 13 | 56.277 | 9.022 | 1:13.495 | 16:06.855 | 7 |
| 10 | 23 | JOSEP MARIA FLORENSA MINGOTE | SM Pro | 13 | 56.519 | 0.242 | 1:13.304 | 16:07.097 | 6 |

| Márgen de victoria | Velocidad media | Mejor tº de vuelta | Mejor Vel. | Mejor vuelta para |
|--------------------|-----------------|--------------------|------------|----------------------------|
| 5.780 | 61,675 | 1:09.070 | 62,545 | 3 - FRANCESC CUCHARRERA MC |

Copa Catalana de Supermotard

SM PRO

2ª MANGA

Carrera (12:00 y 2 Vueltas) iniciado a 13:35:13

OSONA 1,200 km

13/06/2010 13:30

| Vuelta | empo de vuelta | Dif. resp. 1° | Hora del día |
|---------------------------------------|-----------------|---------------|--------------|
| (3) FRANCESC CUCHARRERA MORENO | | | |
| 1 | | | 13:36:25.731 |
| 2 | 1:10.128 | +1.058 | 13:37:35.859 |
| 3 | 1:09.683 | +0.613 | 13:38:45.542 |
| 4 | 1:09.709 | +0.639 | 13:39:55.251 |
| 5 | 1:09.262 | +0.192 | 13:41:04.513 |
| 6 | 1:09.505 | +0.435 | 13:42:14.018 |
| 7 | 1:09.070 | | 13:43:23.088 |
| 8 | 1:09.178 | +0.108 | 13:44:32.266 |
| 9 | 1:09.732 | +0.662 | 13:45:41.998 |
| 10 | 1:09.373 | +0.303 | 13:46:51.371 |
| 11 | 1:10.093 | +1.023 | 13:48:01.464 |
| 12 | 1:10.533 | +1.463 | 13:49:11.997 |
| 13 | 1:12.304 | +3.234 | 13:50:24.301 |

| Vuelta | empo de vuelta | Dif. resp. 1° | Hora del día |
|----------------------------------|-----------------|---------------|--------------|
| (55) GASTON GARCIA BLASCO | | | |
| 1 | | | 13:36:26.832 |
| 2 | 1:09.986 | +0.668 | 13:37:36.818 |
| 3 | 1:09.529 | +0.211 | 13:38:46.347 |
| 4 | 1:09.847 | +0.529 | 13:39:56.194 |
| 5 | 1:09.358 | +0.040 | 13:41:05.552 |
| 6 | 1:09.318 | | 13:42:14.870 |
| 7 | 1:09.521 | +0.203 | 13:43:24.391 |
| 8 | 1:10.166 | +0.848 | 13:44:34.557 |
| 9 | 1:10.485 | +1.167 | 13:45:45.042 |
| 10 | 1:10.924 | +1.606 | 13:46:55.966 |
| 11 | 1:10.739 | +1.421 | 13:48:06.705 |
| 12 | 1:11.319 | +2.001 | 13:49:18.024 |
| 13 | 1:12.057 | +2.739 | 13:50:30.081 |

| Vuelta | empo de vuelta | Dif. resp. 1° | Hora del día |
|---------------------------------|-----------------|---------------|--------------|
| (21) DAVID GIMENEZ LOPEZ | | | |
| 1 | | | 13:36:27.079 |
| 2 | 1:10.031 | +0.694 | 13:37:37.110 |
| 3 | 1:09.443 | +0.106 | 13:38:46.553 |
| 4 | 1:09.773 | +0.436 | 13:39:56.326 |
| 5 | 1:09.489 | +0.152 | 13:41:05.815 |
| 6 | 1:09.337 | | 13:42:15.152 |
| 7 | 1:16.358 | +7.021 | 13:43:31.510 |
| 8 | 1:10.811 | +1.474 | 13:44:42.321 |
| 9 | 1:10.715 | +1.378 | 13:45:53.036 |
| 10 | 1:10.754 | +1.417 | 13:47:03.790 |
| 11 | 1:11.223 | +1.886 | 13:48:15.013 |
| 12 | 1:12.107 | +2.770 | 13:49:27.120 |
| 13 | 1:14.915 | +5.578 | 13:50:42.035 |

| Vuelta | empo de vuelta | Dif. resp. 1° | Hora del día |
|---------------------------------|-----------------|---------------|--------------|
| (70) SANTI TONA CASTELLS | | | |
| 1 | | | 13:36:28.056 |
| 2 | 1:10.280 | | 13:37:38.336 |
| 3 | 1:10.308 | +0.028 | 13:38:48.644 |
| 4 | 1:10.342 | +0.062 | 13:39:58.986 |
| 5 | 1:10.427 | +0.147 | 13:41:09.413 |
| 6 | 1:10.805 | +0.525 | 13:42:20.218 |
| 7 | 1:11.746 | +1.466 | 13:43:31.964 |
| 8 | 1:11.417 | +1.137 | 13:44:43.381 |
| 9 | 1:10.661 | +0.381 | 13:45:54.042 |
| 10 | 1:11.767 | +1.487 | 13:47:05.809 |
| 11 | 1:12.541 | +2.261 | 13:48:18.350 |
| 12 | 1:12.551 | +2.271 | 13:49:30.901 |
| 13 | 1:12.737 | +2.457 | 13:50:43.638 |

| Vuelta | empo de vuelta | Dif. resp. 1° | Hora del día |
|------------------------------|----------------|---------------|--------------|
| (22) JOAN LLADOS SOLE | | | |
| 1 | | | 13:36:29.178 |
| 2 | 1:11.483 | +1.226 | 13:37:40.661 |
| 3 | 1:11.777 | +1.520 | 13:38:52.438 |
| 4 | 1:12.187 | +1.930 | 13:40:04.625 |

| Vuelta | empo de vuelta | Dif. resp. 1° | Hora del día |
|--------|-----------------|---------------|--------------|
| 5 | 1:11.573 | +1.316 | 13:41:16.198 |
| 6 | 1:11.615 | +1.358 | 13:42:27.813 |
| 7 | 1:11.692 | +1.435 | 13:43:39.505 |
| 8 | 1:10.563 | +0.306 | 13:44:50.068 |
| 9 | 1:10.700 | +0.443 | 13:46:00.768 |
| 10 | 1:10.871 | +0.614 | 13:47:11.639 |
| 11 | 1:11.021 | +0.764 | 13:48:22.660 |
| 12 | 1:10.257 | | 13:49:32.917 |
| 13 | 1:10.947 | +0.690 | 13:50:43.864 |

| Vuelta | empo de vuelta | Dif. resp. 1° | Hora del día |
|-------------------------------------|-----------------|---------------|--------------|
| (31) FERRAN FORNELL OBRADORS | | | |
| 1 | | | 13:36:28.697 |
| 2 | 1:11.660 | +0.192 | 13:37:40.357 |
| 3 | 1:11.727 | +0.259 | 13:38:52.084 |
| 4 | 1:12.257 | +0.789 | 13:40:04.341 |
| 5 | 1:11.601 | +0.133 | 13:41:15.942 |
| 6 | 1:11.644 | +0.176 | 13:42:27.586 |
| 7 | 1:12.158 | +0.690 | 13:43:39.744 |
| 8 | 1:11.468 | | 13:44:51.212 |
| 9 | 1:11.597 | +0.129 | 13:46:02.809 |
| 10 | 1:12.573 | +1.105 | 13:47:15.382 |
| 11 | 1:11.748 | +0.280 | 13:48:27.130 |
| 12 | 1:13.246 | +1.778 | 13:49:40.376 |
| 13 | 1:14.935 | +3.467 | 13:50:55.311 |

| Vuelta | empo de vuelta | Dif. resp. 1° | Hora del día |
|---------------------------------|-----------------|---------------|--------------|
| (7) ALBERT ROCA RUBIROLA | | | |
| 1 | | | 13:36:31.171 |
| 2 | 1:12.903 | +0.970 | 13:37:44.074 |
| 3 | 1:12.591 | +0.658 | 13:38:56.665 |
| 4 | 1:12.628 | +0.695 | 13:40:09.293 |
| 5 | 1:12.679 | +0.746 | 13:41:21.972 |
| 6 | 1:12.376 | +0.443 | 13:42:34.348 |
| 7 | 1:11.933 | | 13:43:46.281 |
| 8 | 1:11.940 | +0.007 | 13:44:58.221 |
| 9 | 1:12.610 | +0.677 | 13:46:10.831 |
| 10 | 1:12.925 | +0.992 | 13:47:23.756 |
| 11 | 1:12.755 | +0.822 | 13:48:36.511 |
| 12 | 1:13.183 | +1.250 | 13:49:49.694 |
| 13 | 1:15.315 | +3.382 | 13:51:05.009 |

| Vuelta | empo de vuelta | Dif. resp. 1° | Hora del día |
|------------------------------------|-----------------|---------------|--------------|
| (63) POL LASPUERTAS MANZANO | | | |
| 1 | | | 13:36:31.968 |
| 2 | 1:13.544 | +1.479 | 13:37:45.512 |
| 3 | 1:12.431 | +0.366 | 13:38:57.943 |
| 4 | 1:12.933 | +0.868 | 13:40:10.876 |
| 5 | 1:12.791 | +0.726 | 13:41:23.667 |
| 6 | 1:12.065 | | 13:42:35.732 |
| 7 | 1:12.143 | +0.078 | 13:43:47.875 |
| 8 | 1:12.643 | +0.578 | 13:45:00.518 |
| 9 | 1:13.519 | +1.454 | 13:46:14.037 |
| 10 | 1:13.479 | +1.414 | 13:47:27.516 |
| 11 | 1:13.069 | +1.004 | 13:48:40.585 |
| 12 | 1:13.952 | +1.887 | 13:49:54.537 |
| 13 | 1:17.019 | +4.954 | 13:51:11.556 |

| Vuelta | empo de vuelta | Dif. resp. 1° | Hora del día |
|-------------------------------|----------------|---------------|--------------|
| (79) JOSEP PIEDRA JUAN | | | |
| 1 | | | 13:36:33.703 |
| 2 | 1:14.032 | +0.537 | 13:37:47.735 |
| 3 | 1:14.122 | +0.627 | 13:39:01.857 |
| 4 | 1:13.529 | +0.034 | 13:40:15.386 |
| 5 | 1:14.028 | +0.533 | 13:41:29.414 |
| 6 | 1:14.717 | +1.222 | 13:42:44.131 |
| 7 | 1:14.032 | +0.537 | 13:43:58.163 |
| 8 | 1:14.110 | +0.615 | 13:45:12.273 |
| 9 | 1:13.510 | +0.015 | 13:46:25.783 |
| 10 | 1:13.720 | +0.225 | 13:47:39.503 |

| Vuelta | empo de vuelta | Dif. resp. 1° | Hora del día |
|--------|-----------------|---------------|--------------|
| 11 | 1:13.940 | +0.445 | 13:48:53.443 |
| 12 | 1:13.640 | +0.145 | 13:50:07.083 |
| 13 | 1:13.495 | | 13:51:20.578 |

| Vuelta | empo de vuelta | Dif. resp. 1° | Hora del día |
|--|-----------------|---------------|--------------|
| (23) JOSEP MARIA FLORENSA MINGOTE | | | |
| 1 | | | 13:36:34.409 |
| 2 | 1:14.266 | +0.962 | 13:37:48.675 |
| 3 | 1:13.467 | +0.163 | 13:39:02.142 |
| 4 | 1:13.551 | +0.247 | 13:40:15.693 |
| 5 | 1:14.026 | +0.722 | 13:41:29.719 |
| 6 | 1:14.600 | +1.296 | 13:42:44.319 |
| 7 | 1:14.103 | +0.799 | 13:43:58.422 |
| 8 | 1:14.205 | +0.901 | 13:45:12.627 |
| 9 | 1:13.686 | +0.382 | 13:46:26.313 |
| 10 | 1:13.571 | +0.267 | 13:47:39.884 |
| 11 | 1:13.876 | +0.572 | 13:48:53.760 |
| 12 | 1:13.756 | +0.452 | 13:50:07.516 |
| 13 | 1:13.304 | | 13:51:20.820 |

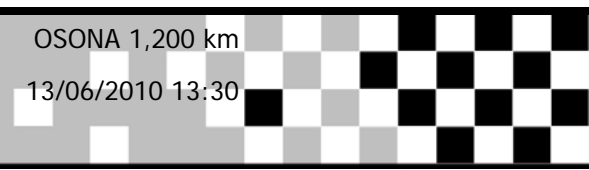
SM PRO

OSONA 1,200 km

2ª MANGA

13/06/2010 13:30

Carrera (12:00 y 2 Vueltas) iniciado a 13:35:13



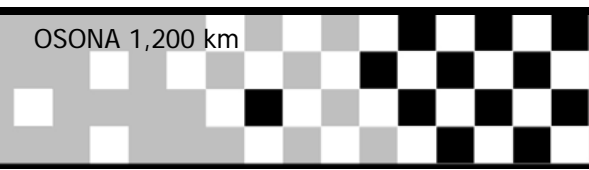
| Competidores | | Vueltas | | | | | | | | | | | | |
|------------------------------|----|---------|----|----|----|----|----|----|----|----|----|----|----|----|
| | | 1 | 2 | 3 | 4 | 5 | 6 | 7 | 8 | 9 | 10 | 11 | 12 | 13 |
| FRANCESS CUCHARRERA MOREN | 1 | 3 | 3 | 3 | 3 | 3 | 3 | 3 | 3 | 3 | 3 | 3 | 3 | 3 |
| GASTON GARCIA BLASCO (55) | 2 | 55 | 55 | 55 | 55 | 55 | 55 | 55 | 55 | 55 | 55 | 55 | 55 | 55 |
| DAVID GIMENEZ LOPEZ (21) | 3 | 21 | 21 | 21 | 21 | 21 | 21 | 21 | 21 | 21 | 21 | 21 | 21 | 21 |
| SANTI TONA CASTELLS (70) | 4 | 70 | 70 | 70 | 70 | 70 | 70 | 70 | 70 | 70 | 70 | 70 | 70 | 70 |
| FERRAN FORNELL OBRADORS (31) | 5 | 31 | 31 | 31 | 31 | 31 | 31 | 22 | 22 | 22 | 22 | 22 | 22 | 22 |
| JOAN LLADOS SOLE (22) | 6 | 22 | 22 | 22 | 22 | 22 | 22 | 31 | 31 | 31 | 31 | 31 | 31 | 31 |
| ALBERT ROCA RUBIROLA (7) | 7 | 7 | 7 | 7 | 7 | 7 | 7 | 7 | 7 | 7 | 7 | 7 | 7 | 7 |
| POL LASPUERTAS MANZANO (63) | 8 | 63 | 63 | 63 | 63 | 63 | 63 | 63 | 63 | 63 | 63 | 63 | 63 | 63 |
| JOSEP PIEDRA JUAN (79) | 9 | 79 | 79 | 79 | 79 | 79 | 79 | 79 | 79 | 79 | 79 | 79 | 79 | 79 |
| JOSEP MARIA FLORENSA MINGOT | 10 | 23 | 23 | 23 | 23 | 23 | 23 | 23 | 23 | 23 | 23 | 23 | 23 | 23 |

Copa Catalana de Supermotard

SM PRO

OSONA 1,200 km

PODIUM



| Pos. | Nº | Nombre | Clase | Total puntos | R1. | R2. |
|------|----|------------------------------|--------|--------------|-----|-----|
| 1 | 3 | FRANCESC CUCHARRERA MORENO | SM Pro | 50 | 25 | 25 |
| 2 | 21 | DAVID GIMENEZ LOPEZ | SM Pro | 36 | 20 | 16 |
| 3 | 55 | GASTON GARCIA BLASCO | SM Pro | 33 | 13 | 20 |
| 4 | 70 | SANTI TONA CASTELLS | SM Pro | 29 | 16 | 13 |
| 5 | 22 | JOAN LLADOS SOLE | SM Pro | 21 | 10 | 11 |
| 6 | 31 | FERRAN FORNELL OBRADORS | SM Pro | 21 | 11 | 10 |
| 7 | 7 | ALBERT ROCA RUBIROLA | SM Pro | 18 | 9 | 9 |
| 8 | 63 | POL LASPUERTAS MANZANO | SM Pro | 15 | 7 | 8 |
| 9 | 23 | JOSEP MARIA FLORENSA MINGOTE | SM Pro | 14 | 8 | 6 |
| 10 | 79 | JOSEP PIEDRA JUAN | SM Pro | 13 | 6 | 7 |