

SM FUN 1 - 2

OSONA 1,200 km

1 SERIE CRONO

13/06/2010 09:30

Clasificación (10:00 Tiempo) iniciado a 9:29:13

Pos.	Nº	Nombre	Clase	Mejor Tm	2º Mejor	Dif. resp. 1º	Mejor Vel.
1	38	DANIEL CARRAU ADAM	SM Fun 1	1:15.219	1:15.371		57,432
2	3	OSCAR MOCE LLIVINA	SM Fun 1	1:16.216	1:16.490	0.997	56,681
3	1	FRANCESC ORANTE SARMIENTO	SM Fun 1	1:18.594	1:19.203	3.375	54,966
4	66	MIGUEL A. MURILLO FUGUET	SM Fun 2	1:19.596	1:19.789	4.377	54,274
5	5	IGNASI YSAC OLIVA	SM Fun 2	1:19.790	1:19.887	4.571	54,142
6	44	JORGE BALLUS SANS	SM Fun 1	1:20.870	1:21.392	5.651	53,419
7	7	DIEGO GONZALEZ SANCHEZ	SM Fun 1	1:21.220	1:21.236	6.001	53,189
8	71	JORDI ESTEVE ORO	SM Fun 2	1:21.484	1:22.168	6.265	53,017
9	39	JORDI RUIZ CANO	SM Fun 1	1:22.339	1:22.478	7.120	52,466
10	75	GONZALO FONTCUBERTA BONNET	SM Fun 2	1:23.327	1:23.866	8.108	51,844
11	11	JESUS MELERO VAL	SM Fun 1	1:25.105	1:25.313	9.886	50,761
12	55	JORDI MILA MIQUEL	SM Fun 2	1:25.260	1:26.029	10.041	50,669
13	17	FERNANDO GORNALS MARGOL	SM Fun 1	1:25.888	1:26.420	10.669	50,298
14	65	FRANCISCO PUIG RUIZ	SM Fun 2	1:26.113	1:26.818	10.894	50,167
15	90	FRANCESC MATAMOROS FOSCH	SM Fun 2	1:28.589	1:30.468	13.370	48,765
16	13	SERGI CARRETERO DE HARO	SM Fun 1	1:28.954	1:29.709	13.735	48,564
17	34	MIGUEL ANGEL URIBE MARCOS	SM Fun 1	1:29.683	1:29.789	14.464	48,170
18	43	FRANCISCO J NAGEL MOYANO	SM Fun 1	1:30.545	1:31.669	15.326	47,711

SM FUN 1 - 2

OSONA 1,200 km

1 SERIE CRONO

13/06/2010 09:30

Clasificación (10:00 Tiempo) iniciado a 9:29:13

Pos.	Nº	Nombre	Clase	Mejor Tm	2º Mejor	Dif. resp. 1º	Mejor Vel.
SM Fun 1							
1	38	DANIEL CARRAU ADAM	SM Fun 1	1:15.219	1:15.371		57,432
2	3	OSCAR MOCE LLIVINA	SM Fun 1	1:16.216	1:16.490	0.997	56,681
3	1	FRANCESC ORANTE SARMIENTO	SM Fun 1	1:18.594	1:19.203	3.375	54,966
4	44	JORGE BALLUS SANS	SM Fun 1	1:20.870	1:21.392	5.651	53,419
5	7	DIEGO GONZALEZ SANCHEZ	SM Fun 1	1:21.220	1:21.236	6.001	53,189
6	39	JORDI RUIZ CANO	SM Fun 1	1:22.339	1:22.478	7.120	52,466
7	11	JESUS MELERO VAL	SM Fun 1	1:25.105	1:25.313	9.886	50,761
8	17	FERNANDO GORNALS MARGOL	SM Fun 1	1:25.888	1:26.420	10.669	50,298
9	13	SERGI CARRETERO DE HARO	SM Fun 1	1:28.954	1:29.709	13.735	48,564
10	34	MIGUEL ANGEL URIBE MARCOS	SM Fun 1	1:29.683	1:29.789	14.464	48,170
11	43	FRANCISCO J NAGEL MOYANO	SM Fun 1	1:30.545	1:31.669	15.326	47,711

SM Fun 2

1	66	MIGUEL A. MURILLO FUGUET	SM Fun 2	1:19.596	1:19.789		54,274
2	5	IGNASI YSAC OLIVA	SM Fun 2	1:19.790	1:19.887	0.194	54,142
3	71	JORDI ESTEVE ORO	SM Fun 2	1:21.484	1:22.168	1.888	53,017
4	75	GONZALO FONTCUBERTA BONNET	SM Fun 2	1:23.327	1:23.866	3.731	51,844
5	55	JORDI MILA MIQUEL	SM Fun 2	1:25.260	1:26.029	5.664	50,669
6	65	FRANCISCO PUIG RUIZ	SM Fun 2	1:26.113	1:26.818	6.517	50,167
7	90	FRANCESC MATAMOROS FOSCH	SM Fun 2	1:28.589	1:30.468	8.993	48,765

Copa Catalana de Supermotard

SM FUN 1 - 2

OSONA 1,200 km

1 SERIE CRONO

13/06/2010 09:30

Clasificación (10:00 Tiempo) iniciado a 9:29:13

Vuelta	empo de vuelta	Dif. resp. 1°	Hora del día
(38) DANIEL CARRAU ADAM			
1	1:19.412	+4.193	9:32:26.893
2	1:18.491	+3.272	9:33:45.384
3	1:15.769	+0.550	9:35:01.153
4	1:17.034	+1.815	9:36:18.187
5	1:15.371	+0.152	9:37:33.558
6	1:15.219		9:38:48.777
7	1:15.382	+0.163	9:40:04.159

Vuelta	empo de vuelta	Dif. resp. 1°	Hora del día
(3) OSCAR MOCE LLIVINA			
1	1:18.272	+2.056	9:32:11.308
2	1:18.451	+2.235	9:33:29.759
3	1:17.458	+1.242	9:34:47.217
4	1:16.216		9:36:03.433
5	1:18.045	+1.829	9:37:21.478
6	1:17.069	+0.853	9:38:38.547
7	1:16.490	+0.274	9:39:55.037

Vuelta	empo de vuelta	Dif. resp. 1°	Hora del día
(1) FRANCESC ORANTE SARMIENTO			
1	1:20.391	+1.797	9:32:18.186
2	1:19.546	+0.952	9:33:37.732
3	1:57.556	+38.962	9:35:35.288
4	1:19.984	+1.390	9:36:55.272
5	1:18.594		9:38:13.866
6	1:19.203	+0.609	9:39:33.069

Vuelta	empo de vuelta	Dif. resp. 1°	Hora del día
(66) MIGUELA. MURILLO FUGUET			
1	1:21.362	+1.766	9:32:21.013
2	1:20.228	+0.632	9:33:41.241
3	1:19.789	+0.193	9:35:01.030
4	1:19.596		9:36:20.626
5	1:20.174	+0.578	9:37:40.800
6	1:21.584	+1.988	9:39:02.384
7	1:21.787	+2.191	9:40:24.171

Vuelta	empo de vuelta	Dif. resp. 1°	Hora del día
(5) IGNASI YSAC OLIVA			
1	1:21.054	+1.264	9:32:20.103
2	1:19.887	+0.097	9:33:39.990
3	1:20.427	+0.637	9:35:00.417
4	1:19.790		9:36:20.207
5	1:25.515	+5.725	9:37:45.722

Vuelta	empo de vuelta	Dif. resp. 1°	Hora del día
(44) JORGE BALLUS SANS			
1	1:25.492	+4.622	9:32:32.588
2	1:21.392	+0.522	9:33:53.980
3	1:22.881	+2.011	9:35:16.861
4	1:23.304	+2.434	9:36:40.165
5	1:20.870		9:38:01.035
6	1:34.602	+13.732	9:39:35.637

Vuelta	empo de vuelta	Dif. resp. 1°	Hora del día
(7) DIEGO GONZALEZ SANCHEZ			
1	1:21.887	+0.667	9:32:24.849
2	1:21.663	+0.443	9:33:46.512
3	1:37.006	+15.786	9:35:23.518
4	1:21.220		9:36:44.738
5	1:21.720	+0.500	9:38:06.458
6	1:21.236	+0.016	9:39:27.694

Vuelta	empo de vuelta	Dif. resp. 1°	Hora del día
(71) JORDI ESTEVE ORO			
1	1:24.977	+3.493	9:32:30.843
2	1:21.484		9:33:52.327
3	1:24.212	+2.728	9:35:16.539
4	1:22.170	+0.686	9:36:38.709
5	1:22.168	+0.684	9:38:00.877
6	1:22.528	+1.044	9:39:23.405

Vuelta	empo de vuelta	Dif. resp. 1°	Hora del día
(39) JORDI RUIZ CANO			
1	1:23.350	+1.011	9:32:26.697
2	1:23.424	+1.085	9:33:50.121
3	1:24.938	+2.599	9:35:15.059
4	1:22.478	+0.139	9:36:37.537
5	1:22.339		9:37:59.876
6	1:22.759	+0.420	9:39:22.635

Vuelta	empo de vuelta	Dif. resp. 1°	Hora del día
(75) GONZALO FONTCUBERTA BONNET			
1	1:27.892	+4.565	9:32:43.348
2	1:27.687	+4.360	9:34:11.035
3	1:25.581	+2.254	9:35:36.616
4	1:23.922	+0.595	9:37:00.538
5	1:23.866	+0.539	9:38:24.404
6	1:23.327		9:39:47.731

Vuelta	empo de vuelta	Dif. resp. 1°	Hora del día
(11) JESUS MELERO VAL			
1	1:27.793	+2.688	9:32:33.205
2	1:25.105		9:33:58.310
3	1:26.443	+1.338	9:35:24.753
4	1:26.330	+1.225	9:36:51.083
5	1:27.227	+2.122	9:38:18.310
6	1:25.313	+0.208	9:39:43.623

Vuelta	empo de vuelta	Dif. resp. 1°	Hora del día
(55) JORDI MILA MIQUEL			
1	1:39.068	+13.808	9:33:49.893
2	1:26.157	+0.897	9:35:16.050
3	1:26.627	+1.367	9:36:42.677
4	1:25.260		9:38:07.937
5	1:26.029	+0.769	9:39:33.966

Vuelta	empo de vuelta	Dif. resp. 1°	Hora del día
(17) FERNANDO GORNALS MARGOL			
1	1:30.956	+5.068	9:32:51.371
2	1:28.820	+2.932	9:34:20.191
3	1:28.104	+2.216	9:35:48.295
4	1:25.888		9:37:14.183
5	1:26.420	+0.532	9:38:40.603
6	1:29.785	+3.897	9:40:10.388

Vuelta	empo de vuelta	Dif. resp. 1°	Hora del día
(65) FRANCISCO PUIG RUIZ			
1	1:26.818	+0.705	9:33:34.435
2	1:29.522	+3.409	9:35:03.957
3	1:27.753	+1.640	9:36:31.710
4	1:26.113		9:37:57.823
5	1:28.218	+2.105	9:39:26.041

Vuelta	empo de vuelta	Dif. resp. 1°	Hora del día
(90) FRANCESC MATAMOROS FOSCH			
1	1:47.474	+18.885	9:35:03.797
2	1:30.468	+1.879	9:36:34.265
3	1:28.589		9:38:02.854
4	1:31.650	+3.061	9:39:34.504

Vuelta	empo de vuelta	Dif. resp. 1°	Hora del día
(13) SERGI CARRETERO DE HARO			
1	1:31.292	+2.338	9:34:07.650
2	1:31.747	+2.793	9:35:39.397
3	1:29.709	+0.755	9:37:09.106
4	1:28.954		9:38:38.060
5	1:34.767	+5.813	9:40:12.827

Vuelta	empo de vuelta	Dif. resp. 1°	Hora del día
(34) MIGUEL ANGEL URIBE MARCOS			
1	1:32.967	+3.284	9:32:47.808
2	1:31.789	+2.106	9:34:19.597
3	1:32.234	+2.551	9:35:51.831
4	1:32.731	+3.048	9:37:24.562
5	1:29.789	+0.106	9:38:54.351

SM FUN 1 - 2

OSONA 1,200 km

2ª SERIE CRONO

13/06/2010 10:35

Clasificación (10:00 Tiempo) iniciado a 10:34:54

Pos.	Nº	Nombre	Clase	Mejor Tm	2º Mejor	Dif. resp. 1º	Mejor Vel.
1	38	DANIEL CARRAU ADAM	SM Fun 1	1:14.384	1:14.583		58,077
2	3	OSCAR MOCE LLIVINA	SM Fun 1	1:15.121	1:15.552	0.737	57,507
3	1	FRANCESC ORANTE SARMIENTO	SM Fun 1	1:16.332	1:16.352	1.948	56,595
4	5	IGNASI YSAC OLIVA	SM Fun 2	1:16.683	1:16.831	2.299	56,336
5	44	JORGE BALLUS SANS	SM Fun 1	1:16.802	1:17.275	2.418	56,249
6	66	MIGUEL A. MURILLO FUGUET	SM Fun 2	1:17.057	1:17.238	2.673	56,062
7	7	DIEGO GONZALEZ SANCHEZ	SM Fun 1	1:17.578	1:17.960	3.194	55,686
8	71	JORDI ESTEVE ORO	SM Fun 2	1:18.893	1:19.370	4.509	54,758
9	39	JORDI RUIZ CANO	SM Fun 1	1:20.637	1:20.804	6.253	53,573
10	75	GONZALO FONTCUBERTA BONNET	SM Fun 2	1:21.143	1:21.777	6.759	53,239
11	55	JORDI MILA MIQUEL	SM Fun 2	1:21.287	1:21.623	6.903	53,145
12	11	JESUS MELERO VAL	SM Fun 1	1:23.184	1:23.403	8.800	51,933
13	65	FRANCISCO PUIG RUIZ	SM Fun 2	1:24.591	1:24.651	10.207	51,069
14	90	FRANCESC MATAMOROS FOSCH	SM Fun 2	1:25.630	1:25.733	11.246	50,450
15	17	FERNANDO GORNALS MARGOL	SM Fun 1	1:25.889	1:26.748	11.505	50,297
16	13	SERGI CARRETERO DE HARO	SM Fun 1	1:25.891	1:26.065	11.507	50,296
17	43	FRANCISCO J NAGEL MOYANO	SM Fun 1	1:26.975	1:27.839	12.591	49,669
18	34	MIGUEL ANGEL URIBE MARCOS	SM Fun 1	1:29.632	1:30.223	15.248	48,197

SM FUN 1 - 2

OSONA 1,200 km

2ª SERIE CRONO

13/06/2010 10:35

Clasificación (10:00 Tiempo) iniciado a 10:34:54

Pos.	Nº	Nombre	Clase	Mejor Tm	2º Mejor	Dif. resp. 1º	Mejor Vel.
SM Fun 1							
1	38	DANIEL CARRAU ADAM	SM Fun 1	1:14.384	1:14.583		58,077
2	3	OSCAR MOCE LLIVINA	SM Fun 1	1:15.121	1:15.552	0.737	57,507
3	1	FRANCESC ORANTE SARMIENTO	SM Fun 1	1:16.332	1:16.352	1.948	56,595
4	44	JORGE BALLUS SANS	SM Fun 1	1:16.802	1:17.275	2.418	56,249
5	7	DIEGO GONZALEZ SANCHEZ	SM Fun 1	1:17.578	1:17.960	3.194	55,686
6	39	JORDI RUIZ CANO	SM Fun 1	1:20.637	1:20.804	6.253	53,573
7	11	JESUS MELERO VAL	SM Fun 1	1:23.184	1:23.403	8.800	51,933
8	17	FERNANDO GORNALS MARGOL	SM Fun 1	1:25.889	1:26.748	11.505	50,297
9	13	SERGI CARRETERO DE HARO	SM Fun 1	1:25.891	1:26.065	11.507	50,296
10	43	FRANCISCO J NAGEL MOYANO	SM Fun 1	1:26.975	1:27.839	12.591	49,669
11	34	MIGUEL ANGEL URIBE MARCOS	SM Fun 1	1:29.632	1:30.223	15.248	48,197
SM Fun 2							
1	5	IGNASI YSAC OLIVA	SM Fun 2	1:16.683	1:16.831		56,336
2	66	MIGUEL A. MURILLO FUGUET	SM Fun 2	1:17.057	1:17.238	0.374	56,062
3	71	JORDI ESTEVE ORO	SM Fun 2	1:18.893	1:19.370	2.210	54,758
4	75	GONZALO FONTCUBERTA BONNET	SM Fun 2	1:21.143	1:21.777	4.460	53,239
5	55	JORDI MILA MIQUEL	SM Fun 2	1:21.287	1:21.623	4.604	53,145
6	65	FRANCISCO PUIG RUIZ	SM Fun 2	1:24.591	1:24.651	7.908	51,069
7	90	FRANCESC MATAMOROS FOSCH	SM Fun 2	1:25.630	1:25.733	8.947	50,450

Copa Catalana de Supermotard

SM FUN 1 - 2

2ª SERIE CRONO

OSONA 1,200 km

13/06/2010 10:35

Clasificación (10:00 Tiempo) iniciado a 10:34:54

	Vuelta	empo de vuelta	Dif. resp. 1°	Hora del día
(38) DANIEL CARRAU ADAM				
1	1	1:17.271	+2.887	10:38:20.845
2	1	1:16.851	+2.467	10:39:37.696
3	1	1:16.410	+2.026	10:40:54.106
4	1	1:14.384		10:42:08.490
5	1	1:14.583	+0.199	10:43:23.073
6	1	1:14.677	+0.293	10:44:37.750
7	1	1:14.900	+0.516	10:45:52.650

	Vuelta	empo de vuelta	Dif. resp. 1°	Hora del día
(3) OSCAR MOCE LLIVINA				
1	1	1:16.136	+1.015	10:37:33.491
2	1	1:15.950	+0.829	10:38:49.441
3	1	1:15.121		10:40:04.562
4	1	1:16.705	+1.584	10:41:21.267
5	1	1:20.429	+5.308	10:42:41.696
6	1	1:17.892	+2.771	10:43:59.588
7	1	1:15.552	+0.431	10:45:15.140

	Vuelta	empo de vuelta	Dif. resp. 1°	Hora del día
(1) FRANCESC ORANTE SARMIENTO				
1	1	1:16.933	+0.601	10:38:21.833
2	1	1:16.352	+0.020	10:39:38.185
3	2	2:21.229	+1:04.897	10:41:59.414
4	1	1:16.355	+0.023	10:43:15.769
5	1	1:32.123	+15.791	10:44:47.892
6	1	1:16.332		10:46:04.224

	Vuelta	empo de vuelta	Dif. resp. 1°	Hora del día
(5) IGNASI YSAC OLIVA				
1	1	1:16.849	+0.166	10:37:38.459
2	1	1:16.831	+0.148	10:38:55.290
3	1	1:17.047	+0.364	10:40:12.337
4	1	1:18.373	+1.690	10:41:30.710
5	1	1:16.683		10:42:47.393

	Vuelta	empo de vuelta	Dif. resp. 1°	Hora del día
(44) JORGE BALLUS SANS				
1	1	1:19.858	+3.056	10:38:27.519
2	1	1:17.275	+0.473	10:39:44.794
3	1	1:28.992	+12.190	10:41:13.786
4	1	1:17.299	+0.497	10:42:31.085
5	1	1:29.705	+12.903	10:44:00.790
6	1	1:16.802		10:45:17.592

	Vuelta	empo de vuelta	Dif. resp. 1°	Hora del día
(66) MIGUEL A. MURILLO FUGUET				
1	1	1:18.263	+1.206	10:37:48.036
2	1	1:17.238	+0.181	10:39:05.274
3	1	1:17.057		10:40:22.331
4	1	1:17.510	+0.453	10:41:39.841
5	1	1:17.348	+0.291	10:42:57.189
6	1	1:21.310	+4.253	10:44:18.499
7	1	1:31.735	+14.678	10:45:50.234

	Vuelta	empo de vuelta	Dif. resp. 1°	Hora del día
(7) DIEGO GONZALEZ SANCHEZ				
1	1	1:19.028	+1.450	10:37:49.515
2	1	1:18.256	+0.678	10:39:07.771
3	1	1:17.960	+0.382	10:40:25.731
4	1	1:17.578		10:41:43.309
5	1	1:19.009	+1.431	10:43:02.318
6	1	1:19.000	+1.422	10:44:21.318
7	1	1:18.765	+1.187	10:45:40.083

	Vuelta	empo de vuelta	Dif. resp. 1°	Hora del día
(71) JORDI ESTEVE ORO				
1	1	1:19.865	+0.972	10:37:43.417
2	1	1:19.370	+0.477	10:39:02.787
3	1	1:20.997	+2.104	10:40:23.784
4	1	1:18.893		10:41:42.677
5	2	2:36.694	+1:17.801	10:44:19.371

	Vuelta	empo de vuelta	Dif. resp. 1°	Hora del día
(39) JORDI RUIZ CANO				
1	1	1:27.546	+6.909	10:38:35.001
2	1	1:20.804	+0.167	10:39:55.805
3	1	1:26.300	+5.663	10:41:22.105
4	1	1:21.329	+0.692	10:42:43.434
5	1	1:35.470	+14.833	10:44:18.904
6	1	1:20.637		10:45:39.541

	Vuelta	empo de vuelta	Dif. resp. 1°	Hora del día
(75) GONZALO FONTCUBERTA BONNET				
1	1	1:24.880	+3.737	10:38:09.793
2	1	1:23.343	+2.200	10:39:33.136
3	1	1:22.519	+1.376	10:40:55.655
4	1	1:22.896	+1.753	10:42:18.551
5	1	1:21.777	+0.634	10:43:40.328
6	1	1:21.143		10:45:01.471

	Vuelta	empo de vuelta	Dif. resp. 1°	Hora del día
(55) JORDI MILA MIQUEL				
1	1	1:23.764	+2.477	10:37:58.002
2	1	1:22.989	+1.702	10:39:20.991
3	1	1:21.627	+0.340	10:40:42.618
4	1	1:22.514	+1.227	10:42:05.132
5	1	1:22.369	+1.082	10:43:27.501
6	1	1:21.623	+0.336	10:44:49.124
7	1	1:21.287		10:46:10.411

	Vuelta	empo de vuelta	Dif. resp. 1°	Hora del día
(11) JESUS MELERO VAL				
1	1	1:25.068	+1.884	10:38:31.847
2	1	1:23.482	+0.298	10:39:55.329
3	1	1:24.270	+1.086	10:41:19.599
4	1	1:24.812	+1.628	10:42:44.411
5	1	1:23.403	+0.219	10:44:07.814
6	1	1:23.184		10:45:30.998

	Vuelta	empo de vuelta	Dif. resp. 1°	Hora del día
(65) FRANCISCO PUIG RUIZ				
1	1	1:24.591		10:39:37.653
2	3	3:09.116	+1:44.525	10:42:46.769
3	1	1:25.979	+1.388	10:44:12.748
4	1	1:24.651	+0.060	10:45:37.399

	Vuelta	empo de vuelta	Dif. resp. 1°	Hora del día
(90) FRANCESC MATAMOROS FOSCH				
1	1	1:26.878	+1.248	10:38:39.398
2	1	1:26.968	+1.338	10:40:06.366
3	1	1:27.122	+1.492	10:41:33.488
4	1	1:25.630		10:42:59.118
5	1	1:25.733	+0.103	10:44:24.851
6	1	1:27.172	+1.542	10:45:52.023

	Vuelta	empo de vuelta	Dif. resp. 1°	Hora del día
(17) FERNANDO GORNALS MARGOL				
1	1	1:27.211	+1.322	10:39:44.254
2	1	1:30.783	+4.894	10:41:15.037
3	1	1:26.748	+0.859	10:42:41.785
4	1	1:28.895	+3.006	10:44:10.680
5	1	1:25.889		10:45:36.569

	Vuelta	empo de vuelta	Dif. resp. 1°	Hora del día
(13) SERGI CARRETERO DE HARO				
1	1	1:30.834	+4.943	10:39:40.374
2	1	1:32.014	+6.123	10:41:12.388
3	1	1:26.309	+0.418	10:42:38.697
4	1	1:25.891		10:44:04.588
5	1	1:26.065	+0.174	10:45:30.653

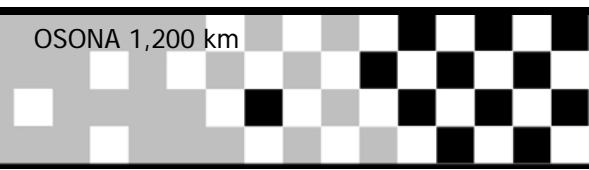
	Vuelta	empo de vuelta	Dif. resp. 1°	Hora del día
(43) FRANCISCO J NAGEL MOYANO				
1	1	1:28.003	+1.028	10:38:06.461
2	1	1:27.881	+0.906	10:39:34.342

Copa Catalana de Supermotard

SM FUN 1 - 2

OSONA 1,200 km

SCRATCH CRONOS



Pos.	Nº	Nombre	Clase	Mejor Tº total	R1. Mejor Tm	R2. Mejor Tm
1	38	DANIEL CARRAU ADAM	SM Fun 1	1:14.384	1:15.219	1:14.384
2	3	OSCAR MOCE LLIVINA	SM Fun 1	1:15.121	1:16.216	1:15.121
3	1	FRANCESC ORANTE SARMIENTO	SM Fun 1	1:16.332	1:18.594	1:16.332
4	5	IGNASI YSAC OLIVA	SM Fun 2	1:16.683	1:19.790	1:16.683
5	44	JORGE BALLUS SANS	SM Fun 1	1:16.802	1:20.870	1:16.802
6	66	MIGUEL A. MURILLO FUGUET	SM Fun 2	1:17.057	1:19.596	1:17.057
7	7	DIEGO GONZALEZ SANCHEZ	SM Fun 1	1:17.578	1:21.220	1:17.578
8	71	JORDI ESTEVE ORO	SM Fun 2	1:18.893	1:21.484	1:18.893
9	39	JORDI RUIZ CANO	SM Fun 1	1:20.637	1:22.339	1:20.637
10	75	GONZALO FONTCUBERTA BONNET	SM Fun 2	1:21.143	1:23.327	1:21.143
11	55	JORDI MILA MIQUEL	SM Fun 2	1:21.287	1:25.260	1:21.287
12	11	JESUS MELERO VAL	SM Fun 1	1:23.184	1:25.105	1:23.184
13	65	FRANCISCO PUIG RUIZ	SM Fun 2	1:24.591	1:26.113	1:24.591
14	90	FRANCESC MATAMOROS FOSCH	SM Fun 2	1:25.630	1:28.589	1:25.630
15	17	FERNANDO GORNALS MARGOL	SM Fun 1	1:25.888	1:25.888	1:25.889
16	13	SERGI CARRETERO DE HARO	SM Fun 1	1:25.891	1:28.954	1:25.891
17	43	FRANCISCO J NAGEL MOYANO	SM Fun 1	1:26.975	1:30.545	1:26.975
18	34	MIGUEL ANGEL URIBE MARCOS	SM Fun 1	1:29.632	1:29.683	1:29.632

SM FUN 1 - 2

OSONA 1,200 km

1ª MANGA

13/06/2010 12:30

Carrera (10:00 y 2 Vueltas) iniciado a 12:32:16

Pos.	Nº	Nombre	Clase	Vueltas	Dif. resp. 1º	resp. anterior	Mejor Tm	Total Tº	Puntos
1	38	DANIEL CARRAU ADAM	SM Fun 1	10			1:13.820	12:32.380	25
2	3	OSCAR MOCE LLIVINA	SM Fun 1	10	10.372	10.372	1:14.582	12:42.752	20
3	1	FRANCESC ORANTE SARMIENTO	SM Fun 1	10	27.516	17.144	1:16.433	12:59.896	16
4	44	JORGE BALLUS SANS	SM Fun 1	10	29.150	1.634	1:17.076	13:01.530	13
5	7	DIEGO GONZALEZ SANCHEZ	SM Fun 1	10	30.661	1.511	1:16.592	13:03.041	11
6	5	IGNASI YSAC OLIVA	SM Fun 2	10	42.991	12.330	1:16.445	13:15.371	25
7	71	JORDI ESTEVE ORO	SM Fun 2	10	1:03.880	20.889	1:19.487	13:36.260	20
8	75	GONZALO FONTCUBERTA BONNET	SM Fun 2	10	1:17.435	13.555	1:20.585	13:49.815	16
9	11	JESUS MELERO VAL	SM Fun 1	9	1 Vuelta	1 Vuelta	1:22.246	12:34.958	10
10	55	JORDI MILA MIQUEL	SM Fun 2	9	1 Vuelta	0.367	1:22.092	12:35.325	13
11	39	JORDI RUIZ CANO	SM Fun 1	9	1 Vuelta	21.272	1:20.383	12:56.597	9
12	90	FRANCESC MATAMOROS FOSCH	SM Fun 2	9	1 Vuelta	4.837	1:25.058	13:01.434	11
13	17	FERNANDO GORNALS MARGOL	SM Fun 1	9	1 Vuelta	11.372	1:23.802	13:12.806	8
14	34	MIGUEL ANGEL URIBE MARCOS	SM Fun 1	9	1 Vuelta	19.223	1:27.002	13:32.029	7
15	65	FRANCISCO PUIG RUIZ	SM Fun 2	8	2 Vueltas	1 Vuelta	1:25.352	13:19.186	10
16	13	SERGI CARRETERO DE HARO	SM Fun 1	8	2 Vueltas	10.121	1:23.967	13:29.307	6

No clasificado (75% = 8 Vueltas)

NT	66	MIGUEL A. MURILLO FUGUET	SM Fun 2	5	NT		1:18.234	6:57.068	0
NT	43	FRANCISCO J NAGEL MOYANO	SM Fun 1		NT				0

Márgen de victoria	Velocidad media	Mejor tº de vuelta	Mejor Vel.	Mejor vuelta para
10.372	57,418	1:13.820	58,521	38 - DANIEL CARRAU ADAM

SM FUN 1 - 2

OSONA 1,200 km

1ª MANGA

13/06/2010 12:30

Carrera (10:00 y 2 Vueltas) iniciado a 12:32:16

Pos.	Nº	Nombre	Clase	Vueltas	Dif. resp. 1º	resp. anterior	Mejor Tm	Total Tº	Puntos
SM Fun 1									
1	38	DANIEL CARRAU ADAM	SM Fun 1	10			1:13.820	12:32.380	25
2	3	OSCAR MOCE LLIVINA	SM Fun 1	10	10.372	10.372	1:14.582	12:42.752	20
3	1	FRANCESC ORANTE SARMIENTO	SM Fun 1	10	27.516	17.144	1:16.433	12:59.896	16
4	44	JORGE BALLUS SANS	SM Fun 1	10	29.150	1.634	1:17.076	13:01.530	13
5	7	DIEGO GONZALEZ SANCHEZ	SM Fun 1	10	30.661	1.511	1:16.592	13:03.041	11
6	11	JESUS MELERO VAL	SM Fun 1	9	1 Vuelta	1 Vuelta	1:22.246	12:34.958	10
7	39	JORDI RUIZ CANO	SM Fun 1	9	1 Vuelta	21.639	1:20.383	12:56.597	9
8	17	FERNANDO GORNALS MARGOL	SM Fun 1	9	1 Vuelta	16.209	1:23.802	13:12.806	8
9	34	MIGUEL ANGEL URIBE MARCOS	SM Fun 1	9	1 Vuelta	19.223	1:27.002	13:32.029	7
10	13	SERGI CARRETERO DE HARO	SM Fun 1	8	2 Vueltas	1 Vuelta	1:23.967	13:29.307	6

No clasificado (75% = 8 Vueltas)

NT	43	FRANCISCO J NAGEL MOYANO	SM Fun 1			NT			0
----	----	--------------------------	----------	--	--	----	--	--	---

SM Fun 2

1	5	IGNASI YSAC OLIVA	SM Fun 2	10			1:16.445	13:15.371	25
2	71	JORDI ESTEVE ORO	SM Fun 2	10	20.889	20.889	1:19.487	13:36.260	20
3	75	GONZALO FONTCUBERTA BONNET	SM Fun 2	10	34.444	13.555	1:20.585	13:49.815	16
4	55	JORDI MILA MIQUEL	SM Fun 2	9	1 Vuelta	1 Vuelta	1:22.092	12:35.325	13
5	90	FRANCESC MATAMOROS FOSCH	SM Fun 2	9	1 Vuelta	26.109	1:25.058	13:01.434	11
6	65	FRANCISCO PUIG RUIZ	SM Fun 2	8	2 Vueltas	1 Vuelta	1:25.352	13:19.186	10

No clasificado (75% = 8 Vueltas)

NT	66	MIGUEL A. MURILLO FUGUET	SM Fun 2	5		NT	1:18.234	6:57.068	0
----	----	--------------------------	----------	---	--	----	----------	----------	---

Márgen de victoria	Velocidad media	Mejor tº de vuelta	Mejor Vel.	Mejor vuelta para
10.372	57,418	1:13.820	58,521	38 - DANIEL CARRAU ADAM

Copa Catalana de Supermotard

SM FUN 1 - 2

1ª MANGA

Carrera (10:00 y 2 Vueltas) iniciado a 12:32:16

OSONA 1,200 km

13/06/2010 12:30

Vuelta empo de vuelta Dif. resp. 1º Hora del día

(38) DANIEL CARRAU ADAM

Vuelta	empo de vuelta	Dif. resp. 1º	Hora del día
1			12:33:33.772
2	1:14.171	+0.351	12:34:47.943
3	1:14.736	+0.916	12:36:02.679
4	1:14.120	+0.300	12:37:16.799
5	1:13.820		12:38:30.619
6	1:15.879	+2.059	12:39:46.498
7	1:16.181	+2.361	12:41:02.679
8	1:14.909	+1.089	12:42:17.588
9	1:15.044	+1.224	12:43:32.632
10	1:16.401	+2.581	12:44:49.033

(3) OSCAR MOCE LLIVINA

Vuelta	empo de vuelta	Dif. resp. 1º	Hora del día
1			12:33:35.185
2	1:14.582		12:34:49.767
3	1:15.298	+0.716	12:36:05.065
4	1:14.789	+0.207	12:37:19.854
5	1:15.493	+0.911	12:38:35.347
6	1:16.815	+2.233	12:39:52.162
7	1:16.672	+2.090	12:41:08.834
8	1:16.137	+1.555	12:42:24.971
9	1:16.951	+2.369	12:43:41.922
10	1:17.483	+2.901	12:44:59.405

(1) FRANCESC ORANTE SARMIENTO

Vuelta	empo de vuelta	Dif. resp. 1º	Hora del día
1			12:33:36.493
2	1:16.532	+0.099	12:34:53.025
3	1:16.433		12:36:09.458
4	1:17.383	+0.950	12:37:26.841
5	1:17.824	+1.391	12:38:44.665
6	1:17.639	+1.206	12:40:02.304
7	1:18.496	+2.063	12:41:20.800
8	1:18.295	+1.862	12:42:39.095
9	1:18.174	+1.741	12:43:57.269
10	1:19.280	+2.847	12:45:16.549

(44) JORGE BALLUS SANS

Vuelta	empo de vuelta	Dif. resp. 1º	Hora del día
1			12:33:36.243
2	1:17.292	+0.216	12:34:53.535
3	1:17.076		12:36:10.611
4	1:19.005	+1.929	12:37:29.616
5	1:18.352	+1.276	12:38:47.968
6	1:17.534	+0.458	12:40:05.502
7	1:17.615	+0.539	12:41:23.117
8	1:18.732	+1.656	12:42:41.849
9	1:18.434	+1.358	12:44:00.283
10	1:17.900	+0.824	12:45:18.183

(7) DIEGO GONZALEZ SANCHEZ

Vuelta	empo de vuelta	Dif. resp. 1º	Hora del día
1			12:33:39.723
2	1:17.788	+1.196	12:34:57.511
3	1:16.592		12:36:14.103
4	1:17.214	+0.622	12:37:31.317
5	1:17.578	+0.986	12:38:48.895
6	1:17.168	+0.576	12:40:06.063
7	1:18.076	+1.484	12:41:24.139
8	1:18.262	+1.670	12:42:42.401
9	1:18.530	+1.938	12:44:00.931
10	1:18.763	+2.171	12:45:19.694

(5) IGNASI YSAC OLIVA

Vuelta	empo de vuelta	Dif. resp. 1º	Hora del día
1			12:33:38.586
2	1:16.445		12:34:55.031
3	1:17.586	+1.141	12:36:12.617
4	1:17.343	+0.898	12:37:29.960

Vuelta empo de vuelta Dif. resp. 1º Hora del día

(71) JORDI ESTEVE ORO

Vuelta	empo de vuelta	Dif. resp. 1º	Hora del día
5	1:19.084	+2.639	12:38:49.044
6	1:19.092	+2.647	12:40:08.136
7	1:20.251	+3.806	12:41:28.387
8	1:21.130	+4.685	12:42:49.517
9	1:20.674	+4.229	12:44:10.191
10	1:21.833	+5.388	12:45:32.024

(75) GONZALO FONTCUBERTA BONNET

Vuelta	empo de vuelta	Dif. resp. 1º	Hora del día
1			12:33:47.399
2	1:22.744	+2.159	12:35:10.143
3	1:22.525	+1.940	12:36:32.668
4	1:22.586	+2.001	12:37:55.254
5	1:22.878	+2.293	12:39:18.132
6	1:20.585		12:40:38.717
7	1:21.533	+0.948	12:42:00.250
8	1:22.026	+1.441	12:43:22.276
9	1:21.709	+1.124	12:44:43.985
10	1:22.483	+1.898	12:46:06.468

(11) JESUS MELERO VAL

Vuelta	empo de vuelta	Dif. resp. 1º	Hora del día
1			12:33:46.900
2	1:23.010	+0.764	12:35:09.910
3	1:22.534	+0.288	12:36:32.444
4	1:22.374	+0.128	12:37:54.818
5	1:24.515	+2.269	12:39:19.333
6	1:22.647	+0.401	12:40:41.980
7	1:23.362	+1.116	12:42:05.342
8	1:22.246		12:43:27.588
9	1:24.023	+1.777	12:44:51.611

(55) JORDI MILA MIQUEL

Vuelta	empo de vuelta	Dif. resp. 1º	Hora del día
1			12:33:47.777
2	1:22.800	+0.708	12:35:10.577
3	1:22.712	+0.620	12:36:33.289
4	1:22.941	+0.849	12:37:56.230
5	1:24.392	+2.300	12:39:20.622
6	1:23.086	+0.994	12:40:43.708
7	1:22.101	+0.009	12:42:05.809
8	1:22.092		12:43:27.901
9	1:24.077	+1.985	12:44:51.978

(39) JORDI RUIZ CANO

Vuelta	empo de vuelta	Dif. resp. 1º	Hora del día
1			12:34:19.329
2	1:21.614	+1.231	12:35:40.943
3	1:20.717	+0.334	12:37:01.660
4	1:21.096	+0.713	12:38:22.756
5	1:24.965	+4.582	12:39:47.721
6	1:22.501	+2.118	12:41:10.222
7	1:21.558	+1.175	12:42:31.780
8	1:20.383		12:43:52.163
9	1:21.087	+0.704	12:45:13.250

(90) FRANCESC MATAMOROS FOSCH

Vuelta	empo de vuelta	Dif. resp. 1º	Hora del día
1			12:33:50.131

Vuelta empo de vuelta Dif. resp. 1º Hora del día

(17) FERNANDO GORNALS MARGOL

Vuelta	empo de vuelta	Dif. resp. 1º	Hora del día
2	1:25.456	+0.398	12:35:15.587
3	1:25.058		12:36:40.645
4	1:25.574	+0.516	12:38:06.219
5	1:25.206	+0.148	12:39:31.425
6	1:26.102	+1.044	12:40:57.527
7	1:29.098	+4.040	12:42:26.625
8	1:25.088	+0.030	12:43:51.713
9	1:26.374	+1.316	12:45:18.087

(34) MIGUEL ANGEL URIBE MARCOS

Vuelta	empo de vuelta	Dif. resp. 1º	Hora del día
1			12:33:52.731
2	1:29.294	+2.292	12:35:22.025
3	1:28.361	+1.359	12:36:50.386
4	1:28.039	+1.037	12:38:18.425
5	1:31.602	+4.600	12:39:50.027
6	1:30.664	+3.662	12:41:20.691
7	1:30.523	+3.521	12:42:51.214
8	1:27.002		12:44:18.216
9	1:30.466	+3.464	12:45:48.682

(65) FRANCISCO PUIG RUIZ

Vuelta	empo de vuelta	Dif. resp. 1º	Hora del día
1			12:33:50.570
2	2:17.311	+51.959	12:36:07.881
3	2:12.831	+47.479	12:38:20.712
4	1:29.557	+4.205	12:39:50.269
5	1:28.101	+2.749	12:41:18.370
6	1:26.384	+1.032	12:42:44.754
7	1:25.352		12:44:10.106
8	1:25.733	+0.381	12:45:35.839

(13) SERGI CARRETERO DE HARO

Vuelta	empo de vuelta	Dif. resp. 1º	Hora del día
1			12:33:53.653
2	1:25.764	+1.797	12:35:19.417
3	1:23.967		12:36:43.384
4	1:24.828	+0.861	12:38:08.212
5	3:10.642	+1:46.675	12:41:18.854
6	1:32.705	+8.738	12:42:51.559
7	1:27.095	+3.128	12:44:18.654
8	1:27.306	+3.339	12:45:45.960

(66) MIGUELA. MURILLO FUGUET

Vuelta	empo de vuelta	Dif. resp. 1º	Hora del día
1			12:33:52.741
2	1:20.167	+1.933	12:35:12.908
3	1:20.666	+2.432	12:36:33.574
4	1:21.913	+3.679	12:37:55.487
5	1:18.234		12:39:13.721

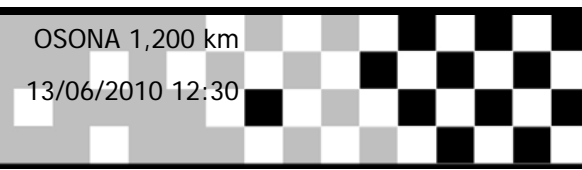
SM FUN 1 - 2

OSONA 1,200 km

1ª MANGA

13/06/2010 12:30

Carrera (10:00 y 2 Vueltas) iniciado a 12:32:16



Competidores	Vueltas									
	1	2	3	4	5	6	7	8	9	10
DANIEL CARRAU ADAM (38)	1	38	38	38	38	38	38	38	38	38
OSCAR MOCE LLIVINA (3)	2	3	3	3	3	3	3	3	3	3
JORGE BALLUS SANS (44)	3	44	1	1	1	1	1	1	1	1
FRANCESC ORANTE SARMIENTO (4)	4	1	44	44	44	44	44	44	44	44
IGNASI YSAC OLIVA (5)	5	5	5	5	7	7	7	7	7	7
DIEGO GONZALEZ SANCHEZ (7)	6	7	7	7	7	5	5	5	5	5
JORDI ESTEVE ORO (71)	7	71	71	71	71	71	71	71	71	71
JESUS MELERO VAL (11)	8	11	11	11	11	66	75	75	75	75
GONZALO FONTCUBERTA BONNE (9)	9	75	75	75	75	11	11	11	11	11
JORDI MILA MIQUEL (55)	10	55	55	55	66	11	55	55	55	55
FRANCESC MATAMOROS FOSCH (11)	11	90	66	66	55	55	90	90	90	39
FRANCISCO PUIG RUIZ (65)	12	65	90	90	90	17	39	39	90	
MIGUEL ANGEL URIBE MARCOS (3)	13	34	13	13	13	17	39	17	17	17
MIGUEL A. MURILLO FUGUET (66)	14	66	34	17	17	39	34	34	34	34
SERGI CARRETERO DE HARO (13)	15	13	17	34	34	34	65	65	65	
FERNANDO GORNALS MARGOL (1)	16	17	39	39	39	65	13	13	13	
JORDI RUIZ CANO (39)	17	39	65	65	65	13				
-	18									

SM FUN 1 - 2

OSONA 1,200 km

2ª MANGA

13/06/2010 14:30

Carrera (10:00 y 2 Vueltas) iniciado a 14:30:28

Pos.	Nº	Nombre	Clase	Vueltas	Dif. resp. 1º	resp. anterior	Mejor Tm	Total Tº	Puntos
1	38	DANIEL CARRAU ADAM	SM Fun 1	10			1:14.335	12:30.905	25
2	3	OSCAR MOCE LLIVINA	SM Fun 1	10	0.732	0.732	1:13.879	12:31.637	20
3	7	DIEGO GONZALEZ SANCHEZ	SM Fun 1	10	25.950	25.218	1:16.793	12:56.855	16
4	44	JORGE BALLUS SANS	SM Fun 1	10	27.619	1.669	1:16.414	12:58.524	13
5	1	FRANCESC ORANTE SARMIENTO	SM Fun 1	10	27.917	0.298	1:15.264	12:58.822	11
6	5	IGNASI YSAC OLIVA	SM Fun 2	10	33.316	5.399	1:16.210	13:04.221	25
7	71	JORDI ESTEVE ORO	SM Fun 2	10	1:01.572	28.256	1:19.205	13:32.477	20
8	11	JESUS MELERO VAL	SM Fun 1	10	1:02.037	0.465	1:19.700	13:32.942	10
9	55	JORDI MILA MIQUEL	SM Fun 2	10	1:05.518	3.481	1:18.885	13:36.423	16
10	75	GONZALO FONTCUBERTA BONNET	SM Fun 2	10	1:19.675	14.157	1:22.134	13:50.580	13
11	90	FRANCESC MATAMOROS FOSCH	SM Fun 2	9	1 Vuelta	1 Vuelta	1:23.628	12:50.408	11
12	39	JORDI RUIZ CANO	SM Fun 1	9	1 Vuelta	6.961	1:19.345	12:57.369	9
13	17	FERNANDO GORNALS MARGOL	SM Fun 1	9	1 Vuelta	0.923	1:24.317	12:58.292	8
14	65	FRANCISCO PUIG RUIZ	SM Fun 2	9	1 Vuelta	9.682	1:24.540	13:07.974	10
15	13	SERGI CARRETERO DE HARO	SM Fun 1	9	1 Vuelta	1.759	1:24.347	13:09.733	7
16	34	MIGUEL ANGEL URIBE MARCOS	SM Fun 1	9	1 Vuelta	28.842	1:27.868	13:38.575	6
17	43	FRANCISCO J NAGEL MOYANO	SM Fun 1	8	2 Vueltas	1 Vuelta	1:28.716	12:36.012	5
No clasificado (75% = 8 Vueltas)									
NT	66	MIGUEL A. MURILLO FUGUET	SM Fun 2	6	NT		1:17.589	7:52.657	0

Márgen de victoria	Velocidad media	Mejor tº de vuelta	Mejor Vel.	Mejor vuelta para
0.732	57,531	1:13.879	58,474	3 - OSCAR MOCE LLIVINA

SM FUN 1 - 2

OSONA 1,200 km

2ª MANGA

13/06/2010 14:30

Carrera (10:00 y 2 Vueltas) iniciado a 14:30:28

Pos.	Nº	Nombre	Clase	Vueltas	Dif. resp. 1º	resp. anterior	Mejor Tm	Total Tº	Puntos
SM Fun 1									
1	38	DANIEL CARRAU ADAM	SM Fun 1	10			1:14.335	12:30.905	25
2	3	OSCAR MOCE LLIVINA	SM Fun 1	10	0.732	0.732	1:13.879	12:31.637	20
3	7	DIEGO GONZALEZ SANCHEZ	SM Fun 1	10	25.950	25.218	1:16.793	12:56.855	16
4	44	JORGE BALLUS SANS	SM Fun 1	10	27.619	1.669	1:16.414	12:58.524	13
5	1	FRANCESC ORANTE SARMIENTO	SM Fun 1	10	27.917	0.298	1:15.264	12:58.822	11
6	11	JESUS MELERO VAL	SM Fun 1	10	1:02.037	34.120	1:19.700	13:32.942	10
7	39	JORDI RUIZ CANO	SM Fun 1	9	1 Vuelta	1 Vuelta	1:19.345	12:57.369	9
8	17	FERNANDO GORNALS MARGOL	SM Fun 1	9	1 Vuelta	0.923	1:24.317	12:58.292	8
9	13	SERGI CARRETERO DE HARO	SM Fun 1	9	1 Vuelta	11.441	1:24.347	13:09.733	7
10	34	MIGUEL ANGEL URIBE MARCOS	SM Fun 1	9	1 Vuelta	28.842	1:27.868	13:38.575	6
11	43	FRANCISCO J NAGEL MOYANO	SM Fun 1	8	2 Vueltas	1 Vuelta	1:28.716	12:36.012	5
SM Fun 2									
1	5	IGNASI YSAC OLIVA	SM Fun 2	10			1:16.210	13:04.221	25
2	71	JORDI ESTEVE ORO	SM Fun 2	10	28.256	28.256	1:19.205	13:32.477	20
3	55	JORDI MILA MIQUEL	SM Fun 2	10	32.202	3.946	1:18.885	13:36.423	16
4	75	GONZALO FONTCUBERTA BONNET	SM Fun 2	10	46.359	14.157	1:22.134	13:50.580	13
5	90	FRANCESC MATAMOROS FOSCH	SM Fun 2	9	1 Vuelta	1 Vuelta	1:23.628	12:50.408	11
6	65	FRANCISCO PUIG RUIZ	SM Fun 2	9	1 Vuelta	17.566	1:24.540	13:07.974	10
No clasificado (75% = 8 Vueltas)									
NT	66	MIGUEL A. MURILLO FUGUET	SM Fun 2	6	NT		1:17.589	7:52.657	0

Márgen de victoria	Velocidad media	Mejor tº de vuelta	Mejor Vel.	Mejor vuelta para
0.732	57,531	1:13.879	58,474	3 - OSCAR MOCE LLIVINA

Copa Catalana de Supermotard

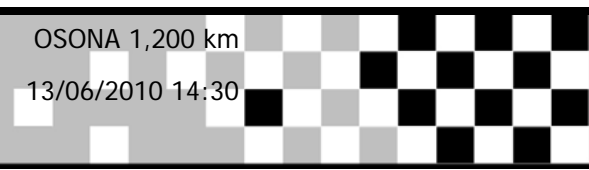
SM FUN 1 - 2

2ª MANGA

Carrera (10:00 y 2 Vueltas) iniciado a 14:30:28

OSONA 1,200 km

13/06/2010 14:30



Vuelta	empo de vuelta	Dif. resp. 1°	Hora del día
(38) DANIEL CARRAU ADAM			
1			14:31:46.057
2	1:14.937	+0.602	14:33:00.994
3	1:14.415	+0.080	14:34:15.409
4	1:14.559	+0.224	14:35:29.968
5	1:14.363	+0.028	14:36:44.331
6	1:14.753	+0.418	14:37:59.084
7	1:14.493	+0.158	14:39:13.577
8	1:17.191	+2.856	14:40:30.768
9	1:14.499	+0.164	14:41:45.267
10	1:14.335		14:42:59.602

Vuelta	empo de vuelta	Dif. resp. 1°	Hora del día
(3) OSCAR MOCE LLIVINA			
1			14:31:47.331
2	1:14.982	+1.103	14:33:02.313
3	1:15.078	+1.199	14:34:17.391
4	1:14.361	+0.482	14:35:31.752
5	1:14.978	+1.099	14:36:46.730
6	1:14.971	+1.092	14:38:01.701
7	1:15.067	+1.188	14:39:16.768
8	1:15.298	+1.419	14:40:32.066
9	1:14.389	+0.510	14:41:46.455
10	1:13.879		14:43:00.334

Vuelta	empo de vuelta	Dif. resp. 1°	Hora del día
(7) DIEGO GONZALEZ SANCHEZ			
1			14:31:50.388
2	1:17.264	+0.471	14:33:07.652
3	1:17.018	+0.225	14:34:24.670
4	1:16.892	+0.099	14:35:41.562
5	1:16.793		14:36:58.355
6	1:17.309	+0.516	14:38:15.664
7	1:16.866	+0.073	14:39:32.530
8	1:17.250	+0.457	14:40:49.780
9	1:17.874	+1.081	14:42:07.654
10	1:17.898	+1.105	14:43:25.552

Vuelta	empo de vuelta	Dif. resp. 1°	Hora del día
(44) JORGE BALLUS SANS			
1			14:31:50.629
2	1:17.946	+1.532	14:33:08.575
3	1:17.010	+0.596	14:34:25.585
4	1:17.479	+1.065	14:35:43.064
5	1:17.693	+1.279	14:37:00.757
6	1:18.089	+1.675	14:38:18.846
7	1:17.166	+0.752	14:39:36.012
8	1:17.321	+0.907	14:40:53.333
9	1:16.414		14:42:09.747
10	1:17.474	+1.060	14:43:27.221

Vuelta	empo de vuelta	Dif. resp. 1°	Hora del día
(1) FRANCESC ORANTE SARMIENTO			
1			14:32:01.361
2	1:16.461	+1.197	14:33:17.822
3	1:17.197	+1.933	14:34:35.019
4	1:15.379	+0.115	14:35:50.398
5	1:16.526	+1.262	14:37:06.924
6	1:15.350	+0.086	14:38:22.274
7	1:16.828	+1.564	14:39:39.102
8	1:15.792	+0.528	14:40:54.894
9	1:15.264		14:42:10.158
10	1:17.361	+2.097	14:43:27.519

Vuelta	empo de vuelta	Dif. resp. 1°	Hora del día
(5) IGNASI YSAC OLIVA			
1			14:31:49.319
2	1:16.210		14:33:05.529
3	1:16.562	+0.352	14:34:22.091
4	1:16.695	+0.485	14:35:38.786

Vuelta	empo de vuelta	Dif. resp. 1°	Hora del día
5	1:17.206	+0.996	14:36:55.992
6	1:17.061	+0.851	14:38:13.053
7	1:18.744	+2.534	14:39:31.797
8	1:20.082	+3.872	14:40:51.879
9	1:17.725	+1.515	14:42:09.604
10	1:23.314	+7.104	14:43:32.918

Vuelta	empo de vuelta	Dif. resp. 1°	Hora del día
(71) JORDI ESTEVE ORO			
1			14:31:53.584
2	1:19.205		14:33:12.789
3	1:19.329	+0.124	14:34:32.118
4	1:19.730	+0.525	14:35:51.848
5	1:20.530	+1.325	14:37:12.378
6	1:20.644	+1.439	14:38:33.022
7	1:21.536	+2.331	14:39:54.558
8	1:22.111	+2.906	14:41:16.669
9	1:21.431	+2.226	14:42:38.100
10	1:23.074	+3.869	14:44:01.174

Vuelta	empo de vuelta	Dif. resp. 1°	Hora del día
(11) JESUS MELERO VAL			
1			14:31:56.240
2	1:20.861	+1.161	14:33:17.101
3	1:19.700		14:34:36.801
4	1:20.249	+0.549	14:35:57.050
5	1:19.986	+0.286	14:37:17.036
6	1:20.476	+0.776	14:38:37.512
7	1:20.462	+0.762	14:39:57.974
8	1:20.848	+1.148	14:41:18.822
9	1:20.987	+1.287	14:42:39.809
10	1:21.830	+2.130	14:44:01.639

Vuelta	empo de vuelta	Dif. resp. 1°	Hora del día
(55) JORDI MILA MIQUEL			
1			14:31:56.803
2	1:21.885	+3.000	14:33:18.688
3	1:22.158	+3.273	14:34:40.846
4	1:20.499	+1.614	14:36:01.345
5	1:18.885		14:37:20.230
6	1:19.568	+0.683	14:38:39.798
7	1:20.484	+1.599	14:40:00.282
8	1:20.265	+1.380	14:41:20.547
9	1:22.495	+3.610	14:42:43.042
10	1:22.078	+3.193	14:44:05.120

Vuelta	empo de vuelta	Dif. resp. 1°	Hora del día
(75) GONZALO FONTCUBERTA BONNET			
1			14:31:55.452
2	1:22.163	+0.029	14:33:17.615
3	1:22.819	+0.685	14:34:40.434
4	1:22.134		14:36:02.568
5	1:22.165	+0.031	14:37:24.733
6	1:22.748	+0.614	14:38:47.481
7	1:22.654	+0.520	14:40:10.135
8	1:22.400	+0.266	14:41:32.535
9	1:23.231	+1.097	14:42:55.766
10	1:23.511	+1.377	14:44:19.277

Vuelta	empo de vuelta	Dif. resp. 1°	Hora del día
(90) FRANCESC MATAMOROS FOSCH			
1			14:32:01.362
2	1:25.727	+2.099	14:33:27.089
3	1:23.925	+0.297	14:34:51.014
4	1:24.464	+0.836	14:36:15.478
5	1:23.628		14:37:39.106
6	1:24.430	+0.802	14:39:03.536
7	1:24.541	+0.913	14:40:28.077
8	1:25.119	+1.491	14:41:53.196
9	1:25.909	+2.281	14:43:19.105

Vuelta	empo de vuelta	Dif. resp. 1°	Hora del día
(39) JORDI RUIZ CANO			
1			14:32:40.835
2	1:19.456	+0.111	14:34:00.291
3	1:21.304	+1.959	14:35:21.595
4	1:20.284	+0.939	14:36:41.879
5	1:22.870	+3.525	14:38:04.749
6	1:20.201	+0.856	14:39:24.950
7	1:19.649	+0.304	14:40:44.599
8	1:19.345		14:42:03.944
9	1:22.122	+2.777	14:43:26.066

Vuelta	empo de vuelta	Dif. resp. 1°	Hora del día
(17) FERNANDO GORNALS MARGOL			
1			14:32:04.650
2	1:25.353	+1.036	14:33:30.003
3	1:25.098	+0.781	14:34:55.101
4	1:25.385	+1.068	14:36:20.486
5	1:24.317		14:37:44.803
6	1:24.480	+0.163	14:39:09.283
7	1:26.241	+1.924	14:40:35.524
8	1:25.139	+0.822	14:42:00.663
9	1:26.326	+2.009	14:43:26.989

Vuelta	empo de vuelta	Dif. resp. 1°	Hora del día
(65) FRANCISCO PUIG RUIZ			
1			14:32:04.239
2	1:24.999	+0.459	14:33:29.238
3	1:25.279	+0.739	14:34:54.517
4	1:25.515	+0.975	14:36:20.032
5	1:26.517	+1.977	14:37:46.549
6	1:24.540		14:39:11.089
7	1:27.700	+3.160	14:40:38.789
8	1:27.442	+2.902	14:42:06.231
9	1:30.440	+5.900	14:43:36.671

Vuelta	empo de vuelta	Dif. resp. 1°	Hora del día
(13) SERGI CARRETERO DE HARO			
1			14:32:03.102
2	1:25.976	+1.629	14:33:29.078
3	1:25.185	+0.838	14:34:54.263
4	1:25.378	+1.031	14:36:19.641
5	1:24.347		14:37:43.988
6	1:25.256	+0.909	14:39:09.244
7	1:29.392	+5.045	14:40:38.636
8	1:27.366	+3.019	14:42:06.002
9	1:32.428	+8.081	14:43:38.430

Vuelta	empo de vuelta	Dif. resp. 1°	Hora del día
(34) MIGUEL ANGEL URIBE MARCOS			
1			14:32:06.699
2	1:27.868		14:33:34.567
3	1:28.737	+0.869	14:35:03.304
4	1:28.935	+1.067	14:36:32.239
5	1:31.921	+4.053	14:38:04.160
6	1:32.077	+4.209	14:39:36.237
7	1:30.582	+2.714	14:41:06.819
8	1:29.538	+1.670	14:42:36.357
9	1:30.915	+3.047	14:44:07.272

Vuelta	empo de vuelta	Dif. resp. 1°	Hora del día
(43) FRANCISCO J NAGEL MOYANO			
1			14:32:07.410
2	1:30.383	+1.667	14:33:37.793
3	1:28.716		14:35:06.509
4	1:29.100	+0.384	14:36:35.609
5	1:32.556	+3.840	14:38:08.165
6	1:38.149	+9.433	14:39:46.314
7	1:39.233	+10.517	14:41:25.547
8	1:39.162	+10.446	14:43:04.709

Vuelta	empo de vuelta	Dif. resp. 1°	Hora del día
(66) MIGUEL A. MURILLO FUGUET			

Copa Catalana de Supermotard

SM FUN 1 - 2

OSONA 1,200 km

2ª MANGA

13/06/2010 14:30

Carrera (10:00 y 2 Vueltas) iniciado a 14:30:28

Vuelta	empo de vuelta	Dif. resp. 1°	Hora del día
1			14:31:51.409
2	1:17.589		14:33:08.998
3	1:17.743	+0.154	14:34:26.741
4	1:17.699	+0.110	14:35:44.440
5	1:17.787	+0.198	14:37:02.227
6	1:19.127	+1.538	14:38:21.354

Vuelta	empo de vuelta	Dif. resp. 1°	Hora del día
--------	----------------	---------------	--------------

Vuelta	empo de vuelta	Dif. resp. 1°	Hora del día
--------	----------------	---------------	--------------

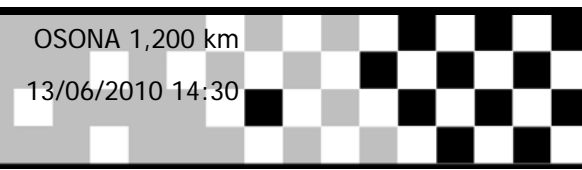
SM FUN 1 - 2

OSONA 1,200 km

2ª MANGA

13/06/2010 14:30

Carrera (10:00 y 2 Vueltas) iniciado a 14:30:28



Competidores	Vueltas									
	1	2	3	4	5	6	7	8	9	10
DANIEL CARRAU ADAM (38)	1	38	38	38	38	38	38	38	38	38
OSCAR MOCE LLIVINA (3)	2	3	3	3	3	3	3	3	3	3
IGNASI YSAC OLIVA (5)	3	5	5	5	5	5	5	7	7	7
DIEGO GONZALEZ SANCHEZ (7)	4	7	7	7	7	7	7	5	5	44
JORGE BALLUS SANS (44)	5	44	44	44	44	44	44	44	44	1
MIGUEL A. MURILLO FUGUET (66)	6	66	66	66	66	66	1	1	1	5
JORDI ESTEVE ORO (71)	7	71	71	71	1	1	1	71	71	71
GONZALO FONTCUBERTA BONNE	8	75	11	1	71	71	71	11	11	11
JESUS MELERO VAL (11)	9	11	75	11	11	11	11	55	55	55
JORDI MILA MIQUEL (55)	10	55	1	75	55	55	55	75	75	75
FRANCESC ORANTE SARMIENTO	11	1	55	55	75	75	75	90	90	90
FRANCESC MATAMOROS FOSCH (12	90	90	90	90	90	90	17	17	39
SERGI CARRETERO DE HARO (13)	13	13	13	13	13	13	13	39	17	
FRANCISCO PUIG RUIZ (65)	14	65	65	65	65	17	17	65	13	65
FERNANDO GORNALS MARGOL (1	15	17	17	17	17	65	65	39	65	13
MIGUEL ANGEL URIBE MARCOS (3	16	34	34	34	34	34	39	34	34	34
FRANCISCO J NAGEL MOYANO (43	17	43	43	43	43	39	34	43	43	
JORDI RUIZ CANO (39)	18	39	39	39	39	43	43			

Copa Catalana de Supermotard

SM FUN 1 - 2

OSONA 1,200 km

PODIUM

Pos.	Nº	Nombre	Clase	Total puntos	R1.	R2.
SM Fun 1						
1	38	DANIEL CARRAU ADAM	SM Fun 1	50	25	25
2	3	OSCAR MOCE LLIVINA	SM Fun 1	40	20	20
3	7	DIEGO GONZALEZ SANCHEZ	SM Fun 1	27	11	16
4	1	FRANCESC ORANTE SARMIENTO	SM Fun 1	27	16	11
5	44	JORGE BALLUS SANS	SM Fun 1	26	13	13
6	11	JESUS MELERO VAL	SM Fun 1	20	10	10
7	39	JORDI RUIZ CANO	SM Fun 1	18	9	9
8	17	FERNANDO GORNALS MARGOL	SM Fun 1	16	8	8
9	13	SERGI CARRETERO DE HARO	SM Fun 1	13	6	7
10	34	MIGUEL ANGEL URIBE MARCOS	SM Fun 1	13	7	6
11	43	FRANCISCO J NAGEL MOYANO	SM Fun 1	5	0	5
SM Fun 2						
1	5	IGNASI YSAC OLIVA	SM Fun 2	50	25	25
2	71	JORDI ESTEVE ORO	SM Fun 2	40	20	20
3	55	JORDI MILA MIQUEL	SM Fun 2	29	13	16
4	75	GONZALO FONTCUBERTA BONNET	SM Fun 2	29	16	13
5	90	FRANCESC MATAMOROS FOSCH	SM Fun 2	22	11	11
6	65	FRANCISCO PUIG RUIZ	SM Fun 2	20	10	10
7	66	MIGUEL A. MURILLO FUGUET	SM Fun 2	0	0	0